

THE GOLD



DISCOVER THE PERFECT SYNERGY OF EXCELLENCE

a curated selection of the finest products from leading brands, united in one catalogue to deliver unparalleled quality and innovation.

DIVERSiTECH®

2025

THE ONE-STOP-SHOP SOLUTION FOR HVAC-R PRODUCTS

DiversiTech® Europe brings together leading European companies in the HVAC-R, fixing, and plumbing markets. Together, we provide an unmatched selection of components, making DiversiTech® Europe the one-stop-shop for quality, innovation, service, and comprehensive solutions to meet the sophisticated needs of international customers.



SIMPLIFY YOUR WORK



Founded in 1971, DiversiTech® Corporation is the leading manufacturer of HVAC/R components in North America, with a varied portfolio of more than 200 product categories. With a diversified offering that is constantly being improved and designed to meet the specific needs of HVAC/R professionals, DiversiTech® is distinguished by quality manufacturing and outstanding customer service.

Building on our robust manufacturing foundation, DiversiTech® is dedicated to enhancing the efficiency of our customers' workflows. Through the provision of a comprehensive system of accessories, we effectively remove the inefficiencies associated with procurement and supply chain management. This strategic integration of our products empowers our customers to operate smoothly and efficiently. Ultimately, this enables a sharper focus on delivering exceptional service and value to their clients, ensuring that quality and reliability remain at the forefront of their operations.

DEEP ROOTS AND EXPERTISE IN MANUFACTURING



Precision, strength and sustainability

We operate multiple state-of-the-art production plants across Europe, each excelling in distinct materials and manufacturing processes, reflecting our dedication to innovation, quality, and sustainability. Our plastics facilities are equipped with advanced injection molding machines, from 25T to 900T, alongside cutting-edge extrusion technologies, including mono and bi-extrusion capabilities. Operating 24/7, these facilities produce customizable PVC profiles designed to meet diverse client requirements, with enhancements such as UV protection.

Our steel die-making and tooling plants leverage advanced metalworking technologies to manufacture certified components that adhere to the industry's most stringent standards. Automated processes ensure efficiency, precision, and full traceability. Sustainability is at the core of our rubber production, where recycled car tires are transformed into durable black rubber anti-vibration solutions, reducing environmental impact while supporting the circular economy.



COMMITTED TO EUROPEAN EXCELLENCE

Higher Product Quality

European manufacturing ensures exceptional quality, reliability and durability through some of the highest standards in the world.

Compliance with EU Regulations

Strict EU regulations guarantee safety, environmental responsibility, and energy efficiency, protecting buyers from legal risks.

Proximity to European Market

Shorter logistics chains ensure faster delivery, reduced costs, and a smaller carbon footprint in the supply chain.

Ethical Manufacturing Practices

Fair labor laws and ethical standards offer peace of mind, aligning supply chains with socially responsible values.

Focus on Sustainability

Localized production incorporates eco-conscious practices and materials, meeting the growing demand for sustainable solutions.

Local Reputation and Trust

The “Made in Europe” label signifies prestige, high quality, and reliability, strengthening confidence among customers and end-users.



Watch the video and visit
our factories

Global distribution. Made in Europe.

DiversiTech® has established an extensive network of highly specialized manufacturing companies across Europe, each excelling in distinct areas of production. This focused expertise guarantees exceptional quality and drives continuous innovation, ensuring that every product meets the highest industry standards. A robust infrastructure of strategically placed offices and distribution centers supports the organization, ensuring efficient deliveries of our products across the continent. This network enables us to serve each country with precision and care.

▲ Head Quarter

○ Plastic Extrusion and Molding Factory

● Steel Transformation Factory

● Rubber Factory

■ Distribution Center

ARCTIC
HAYES

ARTIPLASTIC®
SMART PLASTIC SOLUTIONS

Castel®
engineering

DIVERSITECH®
INTERNATIONAL

gia®
Energy Services

GUS

ilp

niccons®
HVAC MANUFACTURING

Rodigas®
STEEL

VoRPA®
ANCHORS & FIXINGS



TRUNKING

Canalsplit®	12
Speediduct®	24
OptimalDuct®	34
ClimClick®	42
Canal Ice™ & Canal Dry™	44

BRACKETS & GROUND SUPPORTS

Rodigas®	54
Niccons®	60
Castel Plus®	74
Sumo®	86

CONDENSATE MANAGEMENT

Pipes & Tubes	100
Fittings	100
Preset Boxes	114
Trays	117

PLUMBING & FIXING

Fixing Accessories	122
Expansion Vessel Brackets	123

COMPLEMENTARY PRODUCTS

Air Deflectors	128
Switches	132
Other Accessories	132

CANALSPLIT® SYSTEM, THE SMART PLASTIC SOLUTIONS



Canalsplit® is our conduit born from an idea as simple as it is revolutionary and enthusiastically welcomed by installers. Ease of use and elegant design make this conduit the perfect ally for working less and better: this is why, almost 25 years after its conception, our conduit is still the most used by installers.

By choosing Canalsplit®, you will have the certainty of purchasing a product of the highest quality and 100% recyclable. You also have a complete customization service available such; the code, the label, the printing on the finished product, the color and the packaging.

**ARE YOU
INTERESTED?
SCAN ME**



Canalsplit® was born from a brilliant instinct to simplify installation. Combined with our ability to listen to our customers, this has transformed the product into an intelligent solution.

EU
MADE IN



RoHS

UV
RESISTANT



RECYCLE



REACH



Available sizes

Depending on installation configurations, ducts' contents may vary.




60x45 mm



70x55 mm



80x60 mm



90x65 mm



110x75 mm



140x90 mm

Technical data

Made of rigid, shockproof, UV-stabilized fire resistant PVC

High-quality performance, usable from -20°C / -4°F to +60°C / 140°F in a static position

Product features and benefits

Adjustable FASTBLOCK bracket, quick insertion for fixing pipes, removal by slightly retracting the walls.

Protective Film

Dirty hands while installing? No worries! Just remove the protective film from the ducts.

Wide selection of duct sizes

Choose among the 6 different duct sizes available for your professional installation!

Hide in beautiful view




















Attractive design and special inserts that allow you to simplify and speed up installation: these are the keys to the success of the air conditioning conduits designed by ArtiPlastic.

 **CANALSPIT®**

Canalsplit®

Ease of use and elegant design make this conduit the perfect ally for working less and better: this is why, almost 25 years after its conception, is still the most used by installer. All sizes and colors are covered by protective film. 100% recyclable.





















Model	Canalsplit 06	Canalsplit 07	Canalsplit 08	Canalsplit 09	Canalsplit 12	Canalsplit 14	Color		
Europe code	1101-0106-01	1101-0108-01	1101-0111-01	1101-0112-01	1101-0114-01	1101-0116-01		cream white	
Factory code	0612 BCF	0712 BCF	0812 BCF	0912 BCF	1212 BCF	1412 BCF			
Europe code	1101-0106-02	1101-0108-02	1101-0111-02	1101-0112-02	1101-0114-02	1101-0116-02		pure white	
Factory code	0612 BCF-W	0712 BCF-W	0812 BCF-W	0912 BCF-W	1212 BCF-W	1412 BCF-W			
Europe code			1101-0111-05					brown	
Factory code			0812 BCF-M						
Europe code			1101-0111-03					black	
Factory code			0812 BCF-B						
Europe code			1101-0111-04					dark grey	
Factory code			0812 BCF-G						
Width (mm)	60	70	80	90	110	140			
Height (mm)	45	55	60	65	75	90			
Length (mm)	2000	2000	2000	2000	2000	2000			
Box and Pallet	 	 	 	 	 	 	 		
UoM (m)	24 1152	24 840	16 672	16 576	8 384	8 280			



Canalsplit® Fastblock Brackets

Quick insertion for fixing pipes, removal by slightly retract the walls.

Model	Type 06		Type 07		Type 08		Type 09		Type 12		Type 14		Color	
Europe code	1101-0306-01													yellow
Factory code	0603 ST													
Europe code			1101-0308-01											orange
Factory code			0703 ST											
Europe code					1101-0310-01									red
Factory code					0803 ST									
Europe code							1101-0312-01							blue
Factory code							0903 ST							
Europe code									1101-0314-01					green
Factory code									1203 ST					
Europe code											1101-0316-01			ivory
Factory code											1403 ST			
Box and Pallet														
UoM (pc)	30	12000	30	7200	30	7200	30	7200	20	4800	20	3840		



Plane curve

Made of rigid, shockproof, UV-stabilized fire resistant PVC


Model	Type 06	Type 07	Type 08	Type 09	Type 12	Type 14	Color	
Europe code	1101-0706-01	1101-0708-01	1101-0711-01	1101-0712-01	1101-0714-01	1101-0716-01		cream white
Factory code	0607 CP	0707 CP	0807 CP	0907 CP	1207 CP	1407 CP		
Europe code	1101-0706-02	1101-0708-02	1101-0711-02	1101-0712-02	1101-0714-02	1101-0716-02		pure white
Factory code	0607 CP-W	0707 CP-W	0807 CP-W	0907 CP-W	1207 CP-W	1407 CP-W		
Europe code			1101-0711-05					brown
Factory code			0807 CP-M					
Europe code			1101-0711-03					black
Factory code			0807 CP-B					
Europe code			1101-0711-04					dark grey
Factory code			0807 CP-G					
Box and Pallet								
UoM (pc)	10 2400	10 1920	8 1536	8 1216	6 684	6 420		



Corner wall elbow

Made of rigid, shockproof, UV-stabilized fire resistant PVC

Model	Type 06	Type 07	Type 08	Type 09	Type 12	Type 14	Color	
Europe code	1101-0906-01	1101-0908-01	1101-0911-01	1101-0912-01	1101-0914-01	1101-0916-01		cream white
Factory code	0609 CM	0709 CM	0809 CM	0909 CM	1209 CM	1409 CM		
Europe code	1101-0906-02	1101-0908-02	1101-0911-02	1101-0912-02	1101-0914-02	1101-0916-02		pure white
Factory code	0609 CM-W	0709 CM-W	0809 CM-W	0909 CM-W	1209 CM-W	1409 CM-W		
Europe code			1101-0911-05					brown
Factory code			0809 CM-M					
Europe code			1101-0911-03					black
Factory code			0809 CM-B					
Europe code			1101-0911-04					dark grey
Factory code			0809 CM-G					
Box and Pallet								
UoM (pc)	9 2160	9 1728	6 1440	6 1152	4 768	4 392		



Internal Corner

Made of rigid, shockproof, UV-stabilized fire resistant PVC

Model	Type 06	Type 07	Type 08	Type 09	Type 12	Type 14	Color	
Europe code	1101-0506-01	1101-0508-01	1101-0511-01	1101-0512-01	1101-0514-01	1101-0516-01		cream white
Factory code	0605 AI	0705 AI	0805 AI	0905 AI	1205 AI	1405 AI		
Europe code	1101-0506-02	1101-0508-02	1101-0511-02	1101-0512-02	1101-0514-02	1101-0516-02		pure white
Factory code	0605 AI-W	0705 AI-W	0805 AI-W	0905 AI-W	1205 AI-W	1405 AI-W		
Europe code			1101-0511-05					brown
Factory code			0805 AI-M					
Europe code			1101-0511-03					black
Factory code			0805 AI-B					
Europe code			1101-0511-04					dark grey
Factory code			0805 AI-G					
Box and Pallet								
UoM (pc)	8 1920	8 1536	6 1152	6 684	4 608	4 392		



External Corner

Made of rigid, shockproof, UV-stabilized fire resistant PVC

Model	Type 06	Type 07	Type 08	Type 09	Type 12	Type 14	Color	
Europe code	1101-0606-01	1101-0608-01	1101-0611-01	1101-0612-01	1101-0614-01	1101-0616-01		cream white
Factory code	0606 AE	0706 AE	0806 AE	0906 AE	1206 AE	1406 AE		
Europe code	1101-0606-02	1101-0608-02	1101-0611-02	1101-0612-02	1101-0614-02	1101-0616-02		pure white
Factory code	0606 AE-W	0706 AE-W	0806 AE-W	0906 AE-W	1206 AE-W	1406 AE-W		
Europe code			1101-0611-05					brown
Factory code			0806 AE-M					
Europe code			1101-0611-03					black
Factory code			0806 AE-B					
Europe code			1101-0611-04					dark grey
Factory code			0806 AE-G					
Box and Pallet								
UoM (pc)	12 2880	12 2304	9 1728	9 1026	6 1152	6 588		



End Cap

Made of rigid, shockproof, UV-stabilized fire resistant PVC

Model	Type 06	Type 07	Type 08	Type 09	Type 12	Color	
Europe code	1101-0806-01	1101-0808-01	1101-0811-01	1101-0812-01	1101-0814-01		cream white
Factory code	0608 TT	0708 TT	0808 TT	0908 TT	1208 TT		
Europe code	1101-0806-02	1101-0808-02	1101-0811-02	1101-0812-02	1101-0814-02		pure white
Factory code	0608 TT-W	0708 TT-W	0808 TT-W	0909 TT-W	1208 TT-W		
Europe code			1101-0811-05				brown
Factory code			0808 TT-M				
Europe code			1101-0811-03				black
Factory code			0808 TT-B				
Europe code			1101-0811-04				dark grey
Factory code			0808 TT-G				
Box and Pallet							
UoM (pc)	12 2880	12 2880	9 2160	9 2160	6 912		



Wall passage













Made of rigid, shockproof, UV-stabilized fire resistant PVC

Model	Type 06	Type 07	Type 08	Type 09	Type 12	Type 14	Color	
Europe code	1101-1006-01	1101-1008-01	1101-1011-01	1101-1012-01	1101-1014-01	1101-1016-01		cream white
Factory code	0610 PM	0710 PM	0810 PM	0910 PM	1210 PM	1410 PM		
Europe code	1101-1006-02	1101-1008-02	1101-1011-02	1101-1012-02	1101-1014-02	1101-1016-02		pure white
Factory code	0610 PM-W	0710 PM-W	0810 PM-W	0910 PM-W	1210 PM-W	1410 PM-W		
Europe code			1101-1011-05					brown
Factory code			0810 PM-M					
Europe code			1101-1011-03					black
Factory code			0810 PM-B					
Europe code			1101-1011-04					dark grey
Factory code			0810 PM-G					
Box and Pallet								
UoM (pc)	10 2400	10 4000	16 3840	16 3840	8 1920	8 1536		



Cover Joint









Made of rigid, shockproof, UV-stabilized fire resistant PVC







Model	Type 06		Type 07		Type 08		Type 09		Type 12		Type 14		Color	
Europe code	1101-0406-01		1101-0408-01		1101-0411-01		1101-0412-01		1101-0414-01		1101-0416-01			cream white
Factory code	0604 GC		0704 GC		0804 GC		0904 GC		1204 GC		1404 GC			
Europe code	1101-0406-02		1101-0408-02		1101-0411-02		1101-0412-02		1101-0414-02		1101-0416-02			pure white
Factory code	0604 GC-W		0704 GC-W		0804 GC-W		0904 GC-W		1204 GC-W		1404 GC-W			
Europe code					1101-0411-05									brown
Factory code					0804 GC-M									
Europe code					1101-0411-03									black
Factory code					0804 GC-B									
Europe code					1101-0411-04									dark grey
Factory code					0804 GC-G									
Box and Pallet														
UoM (pc)	30	12000	30	7200	30	7200	30	7200	20	4800	20	3840		



Reduction

Made of rigid, shockproof, UV-stabilized fire resistant PVC





Model	Type 08		Type 08		Type 09		Type 09		Color	
Europe code	1101-1411-01		1101-1411-03		1101-1412-01		1101-1412-03			cream white
Factory code	8060 RI		8070 RI		9060 RI		9070 RI			
Europe code	1101-1411-02		1101-1411-04		1101-1412-02		1101-1412-04			pure white
Factory code	8060 RI-W		8070 RI-W		9060 RI-W		9070 RI-W			
Dimensions	80-60		80-70		90-60		90-70			
Box and Pallet										
UoM (pc)	12	2880	12	2880	12	2880	12	2880		

Model	Type 12		Type 12		Type 14		Color	
Europe code	1101-1414-01		1101-1414-03		1101-1416-01			cream white
Factory code	1280 RI		1290 RI		1412 RI			
Europe code	1101-1414-02		1101-1414-04		1101-1416-02			pure white
Factory code	1280 RI-W		1290 RI-W		1412 RI-W			
Dimensions	120-80		120-90		140-120			
Box and Pallet								
UoM (pc)	8	1920	8	1920	8	1920		



Wall junction









Made of rigid, shockproof, UV-stabilized fire resistant PVC

Model	Type 08		Type 09		Color	
Europe code	1101-1711-01		1101-1712-01			cream white
Factory code	0816 RM		0916 RM			
Europe code	1101-1711-02		1101-1712-02			pure white
Factory code	0816 RM-W		0916 RM-W			
Box and Pallet	<div><div></div><div></div></div>		<div><div></div><div></div></div>			
UoM (pc)	6684		6684			

"T" shunt

Made of rigid, shockproof, UV-stabilized fire resistant PVC









Model	Type 08		Type 09		Type 12		Type 14		Color	
Europe code	1101-1311-01		1101-1312-01		1101-1314-01		1101-1316-01			white
Factory code	0813 DT		0913 DT		1213 DT		1413 DT			
Europe code	1101-1311-02		1101-1312-02		1101-1314-02		1101-1316-02			pure white
Factory code	0813 DT-W		0913 DT-W		1213 DT-W		1413 DT-W			
Europe code	1101-1311-05									brown
Factory code	0813 DT-M									
Europe code	1101-1311-03									black
Factory code	0813 DT-B									
Europe code	1101-1311-04									dark grey
Factory code	0813 DT-G									
Box and Pallet										
UoM (pc)	4	768	4	768	4	456	2	330		



Adjustable plane curve





Made of rigid, shockproof, UV-stabilized fire resistant PVC

Model	Type 06		Type 08		Type 12		Color	
Europe code	1101-2306-01		1101-2311-01		1101-2314-01			cream white
Factory code	0622 PR		0822 PR		1222 PR			
Europe code	1101-2306-02		1101-2311-02		1101-2314-02			pure white
Factory code	0622 PR-W		0822 PR-W		1222 PR-W			
Angle	65°-130°		65°-130°		65°-130°			
Box and Pallet								
UoM (pc)	8	1920	6	912	4	456		



Adjustable internal angle





Made of rigid, shockproof, UV-stabilized fire resistant PVC

Model	Type 06		Type 08		Color	
Europe code	1101-2106-01		1101-2111-01			cream white
Factory code	0620 IR		0820 IR			
Europe code	1101-2106-02		1101-2111-02			pure white
Factory code	0620 IR-W		0820 IR-W			
Angle	80°-105°		80°-105°			
Box and Pallet						
UoM (pc)	6	1152	4	456		



Adjustable external angle





Made of rigid, shockproof, UV-stabilized fire resistant PVC

Model	Type 06		Type 08		Color	
Europe code	1101-2206-01		1101-2211-01			cream white
Factory code	0621 ER		0821 ER			
Europe code	1101-2206-02		1101-2211-02			pure white
Factory code	0621 ER-W		0821 ER-W			
Angle	70°-120°		70°-120°			
Box and Pallet						
UoM (pc)	8	1920	6	1152		



Left vertical angle





Made of rigid, shockproof, UV-stabilized fire resistant PVC

Model	Type 06		Type 08		Color	
Europe code	1101-1506-01		1101-1511-01			cream white
Factory code	0614 VS		0814 VS			
Europe code	1101-1506-02		1101-1511-02			pure white
Factory code	0614 VS-W		0814 VS-W			
Box and Pallet	<div><div></div><div></div></div>		<div><div></div><div></div></div>			
UoM (pc)	61152		4608			



Right vertical angle





Made of rigid, shockproof, UV-stabilized fire resistant PVC

Model	Type 06		Type 08		Color		
Europe code	1101-1606-01		1101-1611-01			cream white	
Factory code	0615 VD		0815 VD				
Europe code	1101-1606-01		1101-1611-02			pure white	
Factory code	0615 VD-W		0815 VD-W				
Box and Pallet							
UoM (pc)	6	1152	4	608			



Flexible joint

Made of rigid, shockproof, UV-stabilized fire resistant PVC

Model	Type 06		Type 07		Color	
Europe code	1101-1106-01		1101-1111-01			cream white
Factory code	0611 GF		0811 GF			
Europe code			1101-1111-02			pure white
Factory code			0811 GF-W			
Length	L 590 (mm)		L 590 (mm)			
Box and Pallet						
UoM (pc)	6	432	4	288		


Flexible Kit





2 Accessories for duct corrugated pipe connection

1 Bracket for corrugated pipe fixation

1 Soft plastic closing cap

1 Flexible corrugated pipe 1 m





Model	Type 08		Type 12		Color		
Europe code	1101-2411-01		1101-2414-02			cream white	
Factory code	0823 KF		1223 KF				
Box and Pallet							
UoM (pc)	1	40	1	40			

Extra pipe for flexible kit

• Flexible corrugated 50 m Ø 60 mm.

• for flexible kit 08



Model	Type 08		Color	
Europe code	1100-2811-01			cream white
Factory code	0825 TC			
Box and Pallet				
UoM (m)	50	300		

Flexy Cover Kit



Protects your linesets from the external unit to the wall when no ducts are needed.

1x Wall connection piece

1x Flexible hose

1x Stretchable End cap



Model			Color	
Europe code	1101-2514-01			cream white
Factory code	1224 KC			
Diameter ø	80mm			
Flexible Length	1 m			
Box and Pallet				
UoM (pc)	1	40		

SPEEDIDUCT® COVERS IT ALL, FROM THE UNIT TO THE WALL



Accessories such as the canalisation are made of rigid shock and U.V. resistant PVC.

Air conditioner and heat pump equipment do not operate properly when the lineset or the insulation gets damaged.

This can lead to higher maintenance cost or entire unit replacement before its normal end of life.

SpeediDuct® protects and contributes to extend the life of the equipment.

Exposed linesets with damaged insulation have reduced efficiency. This may cause the system to use higher levels of energy and cost more to operate.

SpeediDuct® protects the lineset insulation and saves energy.

- Size up to 150 mm
- Paintable
- UV-resistant
- Spifix rail

**ARE YOU
INTERESTED?
SCAN ME**



EU
MADE IN



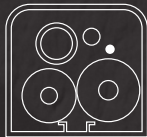
UV
RESISTANT




REACH

Available sizes


Depending on installation configurations, ducts' contents may vary.



70x65 mm



105x75 mm



150x80 mm

Technical data

Made of rigid, shockproof, UV-stabilized fire resistant PVC

High-quality performance, usable from -20°C / -4°F to +60°C / 140°F in a static position

Product features and benefits

1 man job

Use the SpinFix-clip to keep ducts contents strapped while installing the cover.
Easy and Fast!

Asymmetrical :
Easy when installed in corners

Ducts 70 and 105 have an asymmetrical Design. When installed in corners, the smaller duct top Side is easy to clip onto the base channel.

Up to 150mm wide

Duct size 150 is the widest of its kind, ideal for multi-split or heat pump installations.
It has 2 SpinFix rails : 1 in the top and 1 in the base channel

Rigid installation

Top-Bottom fittings assembled with stainless steel screws ensure a rigid installation









SpeediDuct®


Made of rigid, shockproof, UV-stabilized fire resistant PVC

High-quality (usable from -20°C / -4°F to +60°C / 140°F in a static position)

Thanks to the inside fixation rail, the SpinFix allows you to use cable ties to strap and keep the linesets in place, contributing to the duct rigidity.



Model	Speedi 70		Speedi 105		Speedi 150		Color	
Europe code	1103-0109-01		1103-0113-01		1103-0117-02			pure white
Factory code	0504.00001.013		0504.00101.013		0504.00201.014			
Europe code	1103-0109-02		1103-0113-02		1103-0117-01			ivory
Factory code	0504.00001.011		0504.00101.011		0504.00201.012			
Europe code	1103-0109-03		1103-0113-03		1103-0117-03			black
Factory code	0504.00001.031		0504.00101.031		0504.00201.031			
Width (mm)	70		105		150			
Height (mm)	65		75		80			
Length (mm)	2000		2000		2000			
Box and Pallet								
UoM (m)	20	500	12	300	10	250		



Spinfix

Model	SFIX1000	SFIXCT100	Color		
Europe code	1103-0205-01	1103-0205-03		black	
Factory code	0508.00008.000	0508.00008.023			
Box and Pallet					
UoM (pc)	1000	100			

Flexy Kit

Protects your linesets from the external unit to the wall.





1x Flexible hose

2x Flex connector

1x Flex-end

1x Stainless steel clamp









Model	Speedi 70		Speedi 105		Color	
Europe code	1103-2409-01		1103-2413-01			pure white
Factory code	0504.00021.075		0504.00121.075			
Europe code	1103-2409-02		1103-2413-02			ivory
Factory code	0504.00021.072		0504.00121.072			
C (Inside ø)	60 mm		80 mm			
D	70 mm		115 mm			
Hose length	1 m		1 m			
Box and Pallet	<div></div> <div></div>		<div></div> <div></div>			
UoM (set)	180		180			



Flat Rosette

A duct can be mounted flush to the vertical wall while the Flat Rosette covers the hole for the linesets to pass through the ceiling.







Model	Speedi 70		Speedi 105		Speedi 150		Color	
Europe code	1103-1009-02		1103-1013-02		1103-1017-02			pure white
Factory code	0504.00007.016		0504.00107.016		0504.00207.016			
Europe code	1103-1009-01		1103-1013-01		1103-1017-01			ivory
Factory code	0504.00007.015		0504.00107.015		0504.00207.015			
Box and Pallet								
UoM (pc)	10	840	10	840 (pure white)/ 1680 (ivory)	10	840		

Adjustable Flat Bend

Adjustable between 90° and 135°







Uneven wall surfaces or specific installations may require SpeediDuct® to be connected at various angles, the adjustable flat bend is the flexible solution for this problem



Model	Speedi 70		Speedi 105		Color	
Europe code	1103-2309-01		1103-2313-01			pure white
Factory code	0504.00016.016		0504.00116.016			
Europe code	1103-2309-02		1103-2313-02			ivory
Factory code	0504.00016.015		0504.00116.015			
Box and Pallet						
UoM (pc)	10	640	10	320		









90° Flat Bend

Model	Speedi 70		Speedi 105		Speedi 150		Color	
Europe code	1103-0709-02		1103-0713-02		1103-0717-03			pure white
Factory code	0504.00005.016		0504.00105.016		0504.00205.016			
Europe code	1103-0709-04		1103-0713-04		1103-0717-02			ivory
Factory code	0504.00005.015		0504.00105.015		0504.00205.015			
Europe code	1103-0709-05		1103-0713-05		1103-0717-04			black
Factory code	0504.00005.031		0504.00105.031		0504.00205.031			
Box and Pallet								
UoM (pc)	10	640	10	640	10	320		

Wall Cover







As wall inlet or outlet



Model	Speedi 70		Speedi 105		Speedi 150		Color	
Europe code	1103-0909-01		1103-0913-01		1103-0917-02			pure white
Factory code	0504.00009.016		0504.00109.016		0504.00209.016			
Europe code	1103-0909-02		1103-0913-02		1103-0917-01			ivory
Factory code	0504.00009.015		0504.00109.015		0504.00209.015			
Europe code	1103-0909-03		1103-0913-03		1103-0917-03			black
Factory code	0504.00009.031		0504.00109.031		0504.00209.031			
Box and Pallet	 		 		 			
UoM (pc)	10	480	10	320	10	320		





Connection Piece



Model	Speedi 70		Speedi 105		Speedi 150		Color	
Europe code	1103-0409-01		1103-0413-01		1103-0417-02			pure white
Factory code	0504.00012.016		0504.00112.016		0504.00212.016			
Europe code	1103-0409-02		1103-0413-02		1103-0417-01			ivory
Factory code	0504.00012.015		0504.00112.015		0504.00212.015			
Europe code	1103-0409-03		1103-0413-03		1103-0417-03			black
Factory code	0504.00012.031		0504.00112.031		0504.00212.031			
Box and Pallet	 		 		 			
UoM (pc)	10	840 (pure white)/ 1680 (ivory)	10	1680	10	840 (pure white)/ 1680 (ivory)		









Soffit Inlet

Model	Speedi 70		Speedi 105		Color	
Europe code	1103-1709-01		1103-1713-01			pure white
Factory code	0504.00017.016		0504.00117.016			
Europe code	1103-1709-02		1103-1713-02			ivory
Factory code	0504.00017.015		0504.00117.015			
Box and Pallet						
UoM (pc)	10	640	10	480		

90° Long Flat Bend

Thicker insulated linesets may require a bigger bend radius. This part is the best solution to avoid crushing them.







Model	Speedi 70		Speedi 105		Speedi 150		Color	
Europe code	1103-1209-01		1103-1213-01		1103-1217-01			pure white
Factory code	0504.00008.016		0504.00108.016		0504.00208.016			
Europe code	1103-1209-02		1103-1213-02		1103-1217-02			ivory
Factory code	0504.00008.015		0504.00108.015		0504.00208.015			
Box and Pallet								
UoM (pc)	10 pcs	320 pcs	10 pcs	320 pcs	10 pcs	320 pcs		

T-Joint

For Multi-split Systems / Reducer joints are required when combining

- a duct of 70mm with a duct of 105mm
- a duct of 105mm with a duct of 150mm







Model	Speedi 105		Speedi 150		Color	
Europe code	1103-1313-01		1103-1317-01			pure white
Factory code	0504.00115.016		0504.00215.016			
Europe code	1103-1313-02		1103-1317-02			ivory
Factory code	0504.00115.015		0504.00215.015			
Box and Pallet						
UoM (pc)	10 pcs	480 pcs	10 pcs	320 pcs		

Reducer Joint







To combine with a T-joint



Model	Speedi 105		Speedi 150		Color	
Europe code	1103-1413-01		1103-1417-02			pure white
Factory code	0504.00011.016		0504.00111.073			
Europe code	1103-1413-02		1103-1417-01			ivory
Factory code	0504.00011.015		0504.00111.016			
Box and Pallet						
UoM (pc)	10 pcs	840 (pure white)/ 1680 (ivory)	10 pcs	320 (pure white)/ 640 (ivory)		









45° Flat Bend

Model	Speedi 70		Speedi 105		Speedi 150		Color	
Europe code	1103-0709-01		1103-0713-01		1103-0717-01			pure white
Factory code	0504.00004.016		0504.00104.016		0504.00204.016			
Europe code	1103-0709-03		1103-0713-03		1103-0717-05			ivory
Factory code	0504.00004.015		0504.00104.015		0504.00204.015			
Box and Pallet								
UoM (pc)	10	320	10	480	10	480		









90° Outside Elbow Bend

Model	Speedi 70		Speedi 105		Speedi 150		Color	
Europe code	1103-0609-01		1103-0613-01		1103-0617-02			pure white
Factory code	0504.00003.016		0504.00103.016		0504.00203.016			
Europe code	1103-0609-02		1103-0613-02		1103-0617-01			ivory
Factory code	0504.00003.015		0504.00103.015		0504.00203.015			
Europe code	1103-0609-03		1103-0613-03		1103-0617-03			black
Factory code	0504.00003.031		0504.00103.031		0504.00203.031			
Box and Pallet								
UoM (pc)	10	640	10	480	10	480		









90° Inside Elbow Bend

Model	Speedi 70		Speedi 105		Speedi 150		Color	
Europe code	1103-0509-01		1103-0513-01		1103-0517-02			pure white
Factory code	0504.00002.016		0504.00102.016		0504.00202.016			
Europe code	1103-0509-02		1103-0513-02		1103-0517-01			ivory
Factory code	0504.00002.015		0504.00102.015		0504.00202.015			
Europe code	1103-0509-03		1103-0513-03		1103-0517-03			black
Factory code	0504.00002.031		0504.00102.031		0504.00202.031			
Box and Pallet								
UoM (pc)	10	640	10	480	10	480		









Duct End

Model	Speedi 70		Speedi 105		Speedi 150		Color	
Europe code	1103-1909-01		1103-1913-01		1103-1917-01			pure white
Factory code	0504.00014.016		0504.00114.016		0504.00214.016			
Europe code	1103-1909-02		1103-1913-02		1103-1917-02			ivory
Factory code	0504.00014.015		0504.00114.015		0504.00214.015			
Box and Pallet								
UoM (pc)	10	320 (pure white)/ 640 (ivory)	10	480	10	320		









Duct Cap

Model	Speedi 70		Speedi 105		Speedi 150		Color	
Europe code	1103-1809-01		1103-1813-01		1103-1817-02			pure white
Factory code	0504.00013.016		0504.00113.016		0504.00213.016			
Europe code	1103-1809-02		1103-1813-03		1103-1817-01			ivory
Factory code	0504.00013.015		0504.00113.015		0504.00213.015			
Europe code	1103-1809-03		1103-1813-02		1103-1817-03			black
Factory code	0504.00013.031		0504.00113.031		0504.00213.031			
Box and Pallet								
UoM (pc)	10	840 (pure white)/ 1680 (ivory)	10	840 (pure white)/ 1680 (ivory)	10	840		



Wall Rosette

Model	Speedi 70		Speedi 105		Speedi 150		Color	
Europe code	1103-2009-01		1103-2013-01		1103-2017-02			pure white
Factory code	0504.00010.016		0504.00110.016		0504.00210.016			
Europe code	1103-2009-02		1103-2013-02		1103-2017-01			ivory
Factory code	0504.00010.015		0504.00110.015		0504.00210.015			
Box and Pallet								
UoM (pc)	10	840	10	840	10	320		

OPTIMALDUCT® THE OPTIMAL WAY TO PROTECT YOUR INSTALLATION



This innovative product brings a host of features and benefits to streamline your installation process and enhance overall efficiency.

The fast and hassle-free installation with a simple click-on mechanism for fittings onto the duct guarantees a more efficient workflow, saying goodbye to timeconsuming setups.

OptimalDuct® comes equipped with the SpinFix-Clip, a technology that turns what used to be a two-person job into a manageable task for a single installer. This ingenious clip keeps duct contents securely strapped during installation, ensuring a smoother process. The SpinFix also contributes to duct rigidity: thanks to the inside fixation rail, cable ties can be used to strap and secure linesets in place, adding an extra layer of stability. By featuring a protective film that can be easily removed from the ducts, OptimalDuct maintains cleanliness and a professional appearance. Different duct sizes are available to cater to your specific installation requirements.

**ARE YOU
INTERESTED?
SCAN ME**



EU
MADE IN



RoHS

UV
RESISTANT



RECYCLE



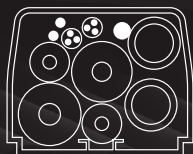
REACH

Available sizes


Depending on installation configurations, ducts' contents may vary.




60x40 mm



80x60 mm



90x60 mm



110x75 mm

Technical data

Made of rigid, shockproof, UV-stabilized fire resistant PVC

High-quality performance, usable from -20°C / -4°F to +60°C / 140°F in a static position

Product features and benefits

1 man job

Use the SpinFix-clip to keep ducts contents strapped while installing the cover.
Easy and Fast!

Protective Film

Dirty hands while installing?
No worries! Just remove the protective film from the ducts.

Wide selection of duct sizes

Choose among the 4 different duct sizes available for your professional installation!

Fast installation

Just click the fittings onto the duct to complete the installation.











OptimalDuct

OptimalDuct®

With protective film.









Made of rigid PVC, UV-resistant.



Model	Optimal 60		Optimal 80		Optimal 90		Optimal 110		Color	
Europe code	1104-0106-01		1104-0111-01		1104-0112-01		1104-0114-01			pure white
Factory code	0505.00001.017		0505.00101.018		0505.00201.018		0505.00301.019			
Europe code			1104-0111-02		1104-0112-02		1104-0114-02			black
Factory code			0505.00101.031		0505.00201.031		0505.00301.031			
Width (mm)	60		80		90		110			
Height (mm)	40		60		60		75			
Length (mm)	2000		2000		2000		2000			
Box and Pallet										
UoM (m)	24	960	16	560	16	400	16	320		









Connection Piece



Model	Optimal 60		Optimal 80		Optimal 90		Optimal 110		Color	
Europe code	1104-0406-01		1104-0411-01		1104-0412-01		1104-0414-01			pure white
Factory code	0505.00003.015		0505.00103.015		0505.00203.015		0505.00303.015			
Europe code			1104-0411-02		1104-0412-02		1104-0414-02			black
Factory code			0505.00103.031		0505.00203.031		0505.00303.031			
Box and Pallet										
UoM (pc)	10	840	10	1680	10	1680	10	1680		











End Cap

Model	Optimal 60	Optimal 80	Optimal 90	Optimal 110	Color	
Europe code	1104-0806-01	1104-0811-01	1104-0812-01	1104-0814-01		pure white
Factory code	0505.00005.015	0505.00105.015	0505.00205.015	0505.00305.015		
Europe code		1104-0811-02	1104-0812-02	1104-0814-02		black
Factory code		0505.00105.031	0505.00205.031	0505.00305.031		
Box and Pallet	 	 	 	 		
UoM (pc)	10 840	10 1680	10 1680	10 640		











Wall Cover

Model	Optimal 60	Optimal 80	Optimal 90	Optimal 110	Color	
Europe code	1104-0906-01	1104-0909-01	1104-0912-01	1104-0914-01		pure white
Factory code	0505.00008.015	0505.00110.015	0505.00210.015	0505.00310.015		
Europe code		1104-0909-02	1104-0912-02	1104-0914-02		black
Factory code		0505.00110.031	0505.00210.031	0505.00310.031		
Box and Pallet	 	 	 	 		
UoM (pc)	10 1680	10 640	10 640	10 640		











90° Flat Elbow

Model	Optimal 60		Optimal 80		Optimal 90		Optimal 110		Color	
Europe code	1104-0706-01		1104-0711-01		1104-0712-01		1104-0714-01			pure white
Factory code	0505.00006.015		0505.00106.015		0505.00206.015		0505.00306.015			
Europe code			1104-0711-02		1104-0712-02		1104-0714-02			black
Factory code			0505.00106.031		0505.00206.031		0505.00306.031			
Box and Pallet										
UoM (pc)	10	840	10	640	10	640	10	640		









Flat Wall Rosette

Model	Optimal 60		Optimal 80		Optimal 90		Optimal 110		Color	
Europe code	1104-1006-01		1104-1011-01		1104-1012-01		1104-1014-01			pure white
Factory code	0505.00009.015		0505.00111.015		0505.00211.015		0505.00311.015			
Europe code			1104-1011-02		1104-1012-02		1104-1014-02			black
Factory code			0505.00111.031		0505.00211.031		0505.00311.031			
Box and Pallet										
UoM (pc)	10	840	10	1680	10	840	10	840		












Duct Reducer

Model	80 to 60		110 to 80		110 to 90		Color	
Europe code	1104-1411-01		1104-1414-01		1104-1412-01			pure white
Factory code	0505.00108.015		0505.00112.015		0505.00212.015			
Europe code			1104-1414-02		1104-1412-02			black
Factory code			0505.00112.031		0505.00212.031			
Box and Pallet								
UoM (pc)	10	840	10	1680	10	840		












90° Elbow Bend Inside

Model	Optimal 60		Optimal 80		Optimal 90		Optimal 110		Color	
Europe code	1104-0506-01		1104-0511-01		1104-0512-01		1104-0514-01			pure white
Factory code	0505.00007.015		0505.00107.015		0505.00207.015		0505.00307.015			
Europe code			1104-0511-02		1104-0512-02		1104-0514-02			black
Factory code			0505.00107.031		0505.00207.031		0505.00307.031			
Box and Pallet										
UoM (pc)	10	840	10	1680	10	640	10	640		









90° Elbow Bend Outside

Model	Optimal 60		Optimal 80		Optimal 90		Optimal 110		Color	
Europe code	1104-0606-01		1104-0611-01		1104-0612-01		1104-0614-01			pure white
Factory code	0505.00004.015		0505.00104.015		0505.00204.015		0505.00304.015			
Europe code			1104-0611-02		1104-0612-02		1104-0614-02			black
Factory code			0505.00104.031		0505.00204.031		0505.00304.031			
Box and Pallet										
UoM (pc)	10	840	10	1680	10	1680	10	640		



T-Joint

Model	Optimal 60		Optimal 80		Optimal 90		Color	
Europe code	1104-1311-01		1104-1312-01		1104-1314-01			pure white
Factory code	0505.00109.015		0505.00209.015		0505.00309.015			
Europe code			1104-1312-02		1104-1314-02			black
Factory code			0505.00209.031		0505.00309.031			
Box and Pallet								
UoM (pc)	10	640	10	640	10	640		

Adjustable Flat Elbow


Adjustable between 90° and 135°


Uneven wall surfaces or specific installation require OptimalDuct® to be connected at various angles, the adjustable flat bend is the flexible solution for this problem



Model	Optimal 80	Color	
Europe code	1104-2311-01		pure white
Factory code	0505.00115.015		
Box and Pallet			
UoM (pc)			10

Spinfix





Model	SFIX1000	SFIXCT100	Color	
Europe code	1103-0205-01	1103-0205-03		black
Factory code	0508.00008.000	0508.00008.023		
Box and Pallet				
UoM (pc)	1000	100		



Flexy Tube

50 M long flexible hose to cover and protect your linesets. Ideal for long linesets running on roofs





Model	Flex 60	Color	
Europe code	1100-2811-01		ivory
Factory code	0825 TC		
Diameter ø	60 mm		
Flexible Length	50 m		
Box and Pallet			
UoM (m)	50	300	

Flexy Kit

Protects your linesets from the external unit to the wall.
Saving time when connecting 2 ducts is an art!

- 1x Flexible hose
- 2x Flex connector
- 1x Flex-end
- 1x Stainless steel clamp



Model	Optimal 80		Optimal 110		Color	
Europe code	1104-2411-01		1104-2414-01			pure white
Factory code	0505.00114.072		0505.00314.072			
A x B	100 x 80 mm		120 x 90 mm			
C (Inside ø)	60 mm		80 mm			
D	90 mm		110 mm			
Hose length	1 m		1 m			
Box and Pallet						
UoM (m)	24m	960m	16m	560m		

CLIMCLICK®





PREMIUM FITTINGS FOR OPTIMAL DUCT

Introducing the Climclick® accessory line, designed specifically for seamless compatibility with the OptimalDuct® trunking. Our innovative accessories enhance functionality and efficiency, making installation a breeze while ensuring a sleek and professional finish. Whether you're upgrading your existing setup or starting a new project, Climclick® provides the perfect solution for all your ducting needs.

Wall cover

The base is first securely mounted to the wall to ensure a stable foundation. Once in place, the lid is then attached using a snap-fit mechanism, locking it firmly into position.







Model	Type 80		Type 110		Color	
Europe code	1110-0711-01		1110-0714-01			pure white
Factory code	0505.00582.000		0505.00587.000			
Europe code	1110-0711-02		1110-0714-02			black
Factory code	0505.00582.031		0505.00587.031			
Box and Pallet						
UoM (pc)	6	384	6	288		

T-joint

The base is first securely mounted to the wall to ensure a stable foundation. Once in place, the lid is then attached using a snap-fit mechanism, locking it firmly into position.







Model	Type 80		Type 110		Color	
Europe code	1110-1311-01		1110-1314-01			pure white
Factory code	0505.00584.000		0505.00589.000			
Europe code	1110-1311-02		1110-1314-02			black
Factory code	0505.00584.031		0505.00589.031			
Box and Pallet						
UoM (pc)	10	384	10	192		

90° Outside Corner

The base is first securely mounted to the wall to ensure a stable foundation. Once in place, the lid is then attached using a snap-fit mechanism, locking it firmly into position.







Model	Type 80		Type 110		Color	
Europe code	1110-0611-01		1110-0614-01			pure white
Factory code	0505.00581.000		0505.00586.000			
Europe code	1110-0611-02		1110-0614-02			black
Factory code	0505.00581.031		0505.00586.031			
Box and Pallet						
UoM (pc)	6	384	6	384		

90° Inside Corner

The base is first securely mounted to the wall to ensure a stable foundation. Once in place, the lid is then attached using a snap-fit mechanism, locking it firmly into position.







Model	Type 80		Type 110		Color	
Europe code	1110-0511-01		1110-0514-01			pure white
Factory code	0505.00583.000		0505.00588.000			
Europe code	1110-0511-02		1110-0514-02			black
Factory code	0505.00583.031		0505.00588.031			
Box and Pallet						
UoM (pc)	6	384	6	288		

Connection Piece

The base is first securely mounted to the wall to ensure a stable foundation. Once in place, the lid is then attached using a snap-fit mechanism, locking it firmly into position.



Model	Type 80		Type 110		Color	
Europe code	1110-0411-01		1110-0414-01			pure white
Factory code	0505.00580.000		0505.00585.000			
Europe code	1110-0411-02		1110-0414-02			black
Factory code	0505.00580.031		0505.00585.031			
Box and Pallet						
UoM (pc)	6	1008	6	384		

CANAL ICE™ & CANAL DRY™



The CANAL ICE™ and CANAL DRY™ product lines extend the legacy of the CANALSPLIT® range by offering solutions that prioritize simplicity and versatility. Carefully engineered to adapt seamlessly to diverse application needs, these products strike an ideal balance between refined functionality and enduring quality.

CANAL ICE™ features a simplified design, for less demanding installations. Meanwhile, CANAL DRY™ delivers a similarly construction, tailored to address practicality and ease. Together, these additions enhance the CANALSPLIT® family, offering customers a wider spectrum of options for their projects.

**ARE YOU
INTERESTED?
SCAN ME**



Despite the simplicity offered by their design and construction, CANAL ICE™ and CANAL DRY™ distinguish themselves as elegant solutions that maintain the trusted reliability synonymous with the CANALSPLIT® brand.

EU
MADE IN



RoHS

UV
RESISTANT



RECYCLE



REACH

Available sizes - Canal Ice™

Depending on installation configurations, ducts' contents may vary.



65x50 mm



70x55 mm



80x60 mm



90x65 mm



125X75 mm

Available sizes - Canal Dry™

Depending on installation configurations, ducts' contents may vary.



65x50 mm



125X75 mm

Technical data

Made of rigid, shockproof, UV-stabilized fire resistant PVC

High-quality performance, usable from -20°C / -4°F to +60°C / 140°F in a static position

Product features and benefits

Protective Film

Dirty hands while installing? No worries! Just remove the protective film from the ducts.

Wide selection of duct sizes

Choose among the 6 different duct sizes available for your professional installation!

Hide in beautiful view


Attractive design and special inserts that allow you to simplify and speed up installation: these are the keys to the success of the air conditioning conduits designed by ArtiPlastic.













 **CANAL DRY**

 **CANAL
ICE** LINESET
COVERS

Canal Ice™


This duct has a flat baseline with a slightly rounded snap-on cover; it can be installed close to the corners of the wall or ceiling without affecting closing and reopening.








Model	Ice 65x50		Ice 70x55		Ice 80x60		Ice 90x65		Ice 125x75		Color	
Europe code	1102-0107-01		1102-0108-01		1102-0111-01		1102-0112-01		1102-0115-01			Pure white
Factory code	9801-001-08		9807-001-08		9806-001-08		9802-001-08		9803-001-08			
Europe code	1102-0107-02		1102-0108-02		1102-0111-02		1102-0112-02		1102-0115-02			Pure white + film
Factory code	9801-001-08F		9807-001-08F		9806-001-08F		9802-001-08F		9803-001-08F			
Measures	65x50 mm		70x55 mm		80x60 mm		90x65 mm		125x75 mm			
VICAT*	82 °C		82 °C		82 °C		82 °C		82 °C			
Box and Pallet												
UoM (m)	24	1008	24	1008	16	560	16	560	8	336		

Canal Dry™

This is a full cover duct with interlocking closure at the base, effectively covers any tipe of footprint or dirt due to the installation phase.














Model	Canal Dry™ 65x50		Canal Dry™ 125x75		Color	
Europe code	1106-0107-01		1106-0107-02			Pure white + film
Factory code	9820-001-08F		9840-001-08F			
Measures	65x50 mm		125x75 mm			
VICAT*	82 °C		82 °C			
Box and Pallet						
UoM (m)	24	1008	8	336		

Wall passage

Made of rigid, shockproof, UV-stabilized fire resistant PVC














Model	65x50		70x55		80x60		90x65		125x75		Color	
Europe code	1102-1007-01		1102-1008-01		1102-1011-01		1102-1012-01		1102-1005-01			Pure white
Factory code	9801-111-08		9807-111-08		9806-111-08		9802-111-08		9803-111-08			
Measures	65x50 mm		70x55 mm		80x60 mm		90x65 mm		125x75 mm			
Box and Pallet	 		 		 		 		 			
UoM (pc)	10	1600	10	1600	10	1600	10	1600	10	780		

*Based on tests carried out on 450mm model. Check safety parameters that are appropriate for your intended use and contact us if necessary.















Locking support

Model	65x50		70x55		80x60		90x65		125x75		Color	
Europe code	1102-0307-02		1102-0308-01		1102-0311-01		1102-0302-01		1102-0305-01			Yellow
Factory code	9801-101-00		9807-101-00		9806-101-00		9802-101-00		9803-101-00			
Measures	65x50 mm		70x55 mm		80x60 mm		90x65 mm		125x75 mm			
Box and Pallet	 		 		 		 		 			
UoM (pc)	25	11200	25	11200	25	11200	25	11200	25	4000		

Lid coupling


Made of rigid, shockproof, UV-stabilized fire resistant PVC














Model	65x50		70x55		80x60		90x65		125x75		Color	
Europe code	1102-0407-01		1102-0408-01		1102-0411-01		1102-0412-01		1102-0415-01			Pure white
Factory code	9801-102-08		9807-102-08		9806-102-08		9802-102-08		9803-102-08			
Measures	65x50 mm		70x55 mm		80x60 mm		90x65 mm		125x75 mm			
Box and Pallet	 		 		 		 		 			
UoM (pc)	25	11200	25	11200	25	4000	25	4000	25	1950		

90° internal corner

Made of rigid, shockproof, UV-stabilized fire resistant PVC













Model	65x50		70x55		80x60		90x65		125x75		Color	
Europe code	1102-0507-01		1102-0508-01		1102-0511-01		1102-0512-01		1102-0515-01			Pure white
Factory code	9801-112-08		9807-112-08		9806-112-08		9802-112-08		9803-112-08			
Measures	65x50 mm		70x55 mm		80x60 mm		90x65 mm		125x75 mm			
Box and Pallet	 		 		 		 		 			
UoM (pc)	10	1600	10	1600	10	780	10	780	10	440		



90° curve flat











Made of rigid, shockproof, UV-stabilized fire resistant PVC

Model	65x50		70x55		80x60		90x65		125x75		Color	
Europe code	1102-0707-01		1102-0708-01		1102-0711-01		1102-0712-01		1102-0715-01			Pure white
Factory code	9801-115-08		9807-115-08		9806-115-08		9802-115-08		9803-115-08			
Measures	65x50 mm		70x55 mm		80x60 mm		90x65 mm		125x75 mm			
Box and Pallet	 		 		 		 		 			
UoM (pc)	10	1600	10	1600	10	780	10	780	10	440		



Terminal closing cap











Made of rigid, shockproof, UV-stabilized fire resistant PVC

Model	65x50		70x55		80x60		90x65		125x75		Color		
Europe code	1102-0807-01		1102-0808-01		1102-0811-01		1102-0812-01		1102-0815-01			Pure white	
Factory code	9801-114-08		9807-114-08		9806-114-08		9802-114-08		9803-114-08				
Measures	65x50 mm		70x55 mm		80x60 mm		90x65 mm		125x75 mm				
Box and Pallet	 		 		 		 		 				
UoM (pc)	10	1600	10	1600	10	780	10	780	10	440			



Wall-mounted curve











Made of rigid, shockproof, UV-stabilized fire resistant PVC

Model	65x50		70x55		80x60		90x65		125x75		Color	
Europe code	1102-0907-01		1102-0908-01		1102-0911-01		1102-0912-01		1102-0915-01			Pure white
Factory code	9801-116-08		9807-116-08		9806-116-08		9802-116-08		9803-116-08			
Measures	65x50 mm		70x55 mm		80x60 mm		90x65 mm		125x75 mm			
Box and Pallet	 		 		 		 		 			
UoM (pc)	10	1600	10	1600	10	780	10	780	10	440		




90° external corner











Made of rigid, shockproof, UV-stabilized fire resistant PVC

Model	65x50		70x55		80x60		90x65		125x75		Color	
Europe code	1102-0607-01		1102-0608-01		1102-0611-01		1102-0612-01		1102-0615-01			Pure white
Factory code	9801-113-08		9807-113-08		9806-113-08		9802-113-08		9803-113-08			
Measures	65x50 mm		70x55 mm		80x60 mm		90x65 mm		125x75 mm			
Box and Pallet	 		 		 		 		 			
UoM (pc)	10	1600	10	780	10	780	10	780	10	440		

Adjustable curve


Made of rigid, shockproof, UV-stabilized fire resistant PVC











Model	65x50		70x55		80x60		90x65		125x75		Color		
Europe code	1102-2307-01		1102-2308-01		1102-2311-01		1102-2312-01		1102-2315-01			Pure white	
Factory code	9801-117-08		9807-117-08		9806-117-08		9802-117-08		9803-117-08				
Measures	65x50 mm		70x55 mm		80x60 mm		90x65 mm		125x75 mm				
Box and Pallet	 		 		 		 		 				
UoM (pc)	6	468	6	468	6	468	6	468	6	468			

T-curve

Made of rigid, shockproof, UV-stabilized fire resistant PVC









Model	65x50		80x60		90x65		125x75		Color	
Europe code	1102-1307-01		1102-1311-01		1102-1312-01		1102-1315-01			Pure white
Factory code	9801-200-08		9806-200-08		9802-200-08		9803-200-08			
Measures	65x50 mm		80x60 mm		90x65 mm		125x75 mm			
Box and Pallet	 		 		 		 			
UoM (pc)	6	960	6	960	6	468	6	264		



Reduction







Made of rigid, shockproof, UV-stabilized fire resistant PVC

Model	80-60		90-65		125-90		Color	
Europe code	1102-1400-01		1102-1412-01		1102-1415-01			Pure white
Factory code	9806-201-08		9802-201-08		9803-201-08			
Measures	80-60 mm		90-65 mm		125-90 mm			
Box and Pallet								
UoM (pc)	10	1600	10	1600	10	780		

Flexible joint

Made of rigid, shockproof, UV-stabilized fire resistant PVC





Model	65x50		90x65		125x75		Color	
Europe code	1102-1107-01		1102-1112-01		1102-1115-01			Pure white
Factory code	9801-202-08		9802-202-08		9803-202-08			
Measures	65x50 mm		90x65 mm		125X75mm			
Box and Pallet								
UoM (pc)	6	270	6	270	6	150		

Flexible sleeve

Made of rigid, shockproof, UV-stabilized fire resistant PVC



Model	70x55		Color	
Europe code	1107-2808-01			Pure white
Factory code	9893-202-08T			
Measures	70x55 mm			
Box and Pallet	<div><div></div><div></div></div>			
UoM (pc)	<div>6300</div>			

CANALSPLIT®

ELECTRICAL POWER

MINICHANNEL






To address potential challenges related to electrical power distribution during installation, the Canalsplit® Mini Trunkings system has been precisely engineered and implemented. Made from rigid, self-extinguishing PVC rated V0 per UL 94 standards, it offers excellent flame-retardant properties. The material is also highly resistant to UV radiation, making it ideal for both indoor and outdoor applications, even under prolonged sun exposure, without compromising structural integrity.



Minichannel 18x18

Minitrunking has been realized to solve eventual problem during installation related to electrical power. Rigid self extinguishing PVC material V0. UV rays high resistant.

Model	18x18		Color	
Europe code	1111-0102-01			Cream white
Factory code	1818 CE			
Measures	18x18 mm			
Box and Pallet	<div></div>			
UoM (m)	108	5184		

CANALSPLIT®

SERVICE DUCTS AND ACCESSORIES








Canalsplit® 03 and Canalsplit® 04 service ducts are designed to accommodate condensation drain pipes along with additional electrical or control wiring required by the system. They provide an efficient, organized solution for routing multiple components, supporting clean and reliable installations. A full range of dedicated PVC accessories—such as elbows, end caps, and connectors—ensures seamless integration, consistent aesthetics, and a refined finish.



Canal and cover

Canalsplit® is realized to content condensation drain pipes and eventually other wirings. Related PVC accessories complete the range, for a perfect aesthetics finishing.

Model	Type 03		Type 04		Color	
Europe code	1101-0104-01		1101-0105-01			cream white
Factory code	0312 BC		0412 BC			
Europe code	1101-0104-02		1101-0105-02			pure white
Factory code	0312 BC-W		0412 BC-W			
Width (mm)	25		35			
Height (mm)	25		35			
Length (mm)	2000		2000			
Box and Pallet						
UoM (m)	64	3072	64	2688		







Cover joint





Made of rigid, shockproof, UV-stabilized fire resistant PVC



Plane curve

Made of rigid, shockproof, UV-stabilized fire resistant PVC





Model	Type 03		Type 04		Color		
Europe code	1101-0404-01		1101-0405-01			cream white	
Factory code	0304 GC		0404 GC				
Europe code	1101-0404-02		1101-0405-02			pure white	
Factory code	0304 GC-W		0404 GC-W				
Box and Pallet							
UoM (pc)	20	8000	20	8000			

Model	Type 03		Type 04		Color		
Europe code	1101-0704-01		1101-0705-01			cream white	
Factory code	0307 CP		0407 CP				
Europe code	1101-0704-02		1101-0705-02			pure white	
Factory code	0307 CP-W		0407 CP-W				
Box and Pallet							
UoM (pc)	20	8000	20	8000			

Junction

Made of rigid, shockproof, UV-stabilized fire resistant PVC







Model	Type 03		Type 04		Color		
Europe code	1101-2604-01		1101-2605-01			cream white	
Factory code	0310 RC		0410 RC				
Europe code	1101-2604-02		110-2605-02			pure white	
Factory code	0310 RC-W		0410 RC-W				
Box and Pallet							
UoM (pc)	20	8000	20	8000			

External corner


Made of rigid, shockproof, UV-stabilized fire resistant PVC







Model	Type 03		Type 04		Color	
Europe code	1101-0604-01		1101-0605-01			cream white
Factory code	0306 AE		0406 AE			
Europe code	1101-0604-02		1101-0605-02			pure white
Factory code	0306 AE-W		0406 AE-W			
Box and Pallet						
UoM (pc)	20	8000	20	8000		

Internal corner

Made of rigid, shockproof, UV-stabilized fire resistant PVC







Model	Type 03		Type 04		Color		
Europe code	1101-0504-01		1101-0505-01			cream white	
Factory code	0305 AI		0405 AI				
Europe code	1101-0504-02		1101-0505-02			pure white	
Factory code	0305 AI-W		0405 AI-W				
Box and Pallet	 		 				
UoM (pc)	20	8000	20	8000			

End cap

Made of rigid, shockproof, UV-stabilized fire resistant PVC



Model	Type 03		Type 04		Color		
Europe code	1101-0804-01		1101-1905-01			cream white	
Factory code	0308 TT		0408 TT				
Europe code	1101-0804-02		1101-1905-02			pure white	
Factory code	0308 TT-W		0408 TT-W				
Box and Pallet	 		 				
UoM (pc)	20	8000	20	8000			

RODIGAS® THE BRACKETS SPECIALIST



Rodigas® brackets are engineered to meet the demands of a rapidly growing market, providing a dependable and visually appealing solution for installing external HVAC units and heat pumps. Built with high-quality materials for exceptional durability, they ensure secure and long-lasting support for the equipment. Our products are designed with a strong focus on both reliability and ease of installation.

**ARE YOU
INTERESTED?
SCAN ME**



Production certifications



Management
System
ISO 9001:2015



www.tuv.com
ID 9105073334



Management
System
ISO 14001:2015



www.tuv.com
ID 9105073334



Management
System
ISO 45001:2018



www.tuv.com
ID 9105073334

Product test and insurance



CORROSION TEST
ISO 9227:2017



INSURANCE
COVERED

Product certifications only where indicate



TÜV
AUSTRIA

Products certifications

Certified products and processes are the best quality assurance we can offer. It is for this reason that we continuously compare ourselves with accredited institutions and professionals who guide us on our journey.

Our Quality Management Team carries out rigorous inspections and testing throughout the production process.

Painting Process

The brackets, mainly made of electro-galvanised steel, are coated with epoxy resin-based paint powder, which adheres by electrostatic effect, and then passed through an oven where, due to the temperature, the paint first melts and then cures, giving an adherent layer that makes our products suitable for outdoor applications with over 480 hours of resistance to salt spray tests.

Product features and benefits

Insurance

Our products are covered by liability insurance for any damages caused by manufacturing defects.

Load capacity

TUV-certified products are able to withstand three times the declared weight


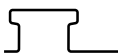

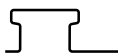








Welding Process


Given the importance of this process in all our production sectors, our team consists of certified licensed welders. By adhering to appropriate certified protocols, we are able to perform welds on pickled steel, stainless steel and aluminium.

Rodigas® TÜV Süd certified

Complete with standard stainless steel fixing screws and spirit level for correct positioning. Certified load capacity.



Model	420 mm	465 mm	550 mm	650 mm	Color	
Europe code	1203-0702-01	1203-0204-06	1203-0208-04	1203-0212-02		Ral 9002
Factory code	MS 230	MS 253	MS 257	MS 258		
Europe code		1203-0204-04	1203-0208-03	1203-0212-03		Ral 7016
Factory code		MS 253N	MS 257N	MS 258N		
Arms	420 mm	465 mm	550 mm	650 mm		
Load	140 Kg	140 Kg	140 Kg	140 Kg		
Arms width	50 mm	50 mm	50 mm	50 mm		
Wall bar	800 mm	800 mm	800 mm	800 mm		
Wall bar section						
Vertical	375 mm	375 mm	375 mm	420 mm		
Joint	1×M6	1×M6	1×M6	2×M6		
Pre-assembled	No	Yes	Yes	Yes		
Box and Pallet	 	 	 	 		
UoM (pc)	117	117	117	108		


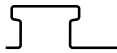








Stainless Steel

Higher grade of protection from rust and corrosion even in challenging environments.















Model	465 mm		550 mm		Color	
Europe code	1203-0204-05		1203-0208-05			Ral 7035
Factory code	MS 263		MS 264			
Arms	465 mm		550 mm			
Load	140 Kg		140 Kg			
Arms width	50 mm		50 mm			
Wall bar	800 mm		800 mm			
Wall bar section						
Vertical	375 mm		375 mm			
Joint	1×M6		1×M6			
Pre-assembled	Yes		Yes			
Box and Pallet						
UoM (pc)	1	117	1	117		



Extra load capacity

For applications requiring higher load capacities and larger dimensions, the 800mm and 1000mm models are equipped with an additional transversal beam to ensure enhanced stability and structural integrity.















Model	550 mm	700 mm	800 mm	1000 mm	Color	
Europe code	1208-0408-01	1208-0413-01	1208-0414-01	1208-0915-02		Ral 9002
Factory code	MS 291	MS 293	MS 295	MS 297		
Europe code	1208-0408-02	1208-0413-02	1208-0414-02	1208-0915-01		Ral 7016
Factory code	MS 291N	MS 293N	MS 295N	MS 297N		
Arms	550 mm	700 mm	800 mm	1000 mm		
Load	250 Kg	250 Kg	200 Kg	200 Kg		
Arms width	60 mm	60 mm	60 mm	60 mm		
Wall bar	1160 mm	1160 mm	1160 mm	1160 mm		
Wall bar section						
Vertical	500 mm	500 mm	500 mm	500 mm		
Joint	2×M8	2×M8	2×M8	2×M8		
Pre-assembled	Yes	Yes	Yes	No		
Box and Pallet	 	 	 	 		
UoM (pc)	1108	1108	1108	1108		

*Anti vibration dampers are available as optional according to the outdoor unit weight and dimensions, more information on rodigas.it

Three arms

In configurations designed for mini chillers; the 800mm and 1000mm models also includes an additional transversal beam, providing optimal support and stability under increased load demands.



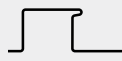
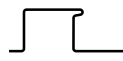
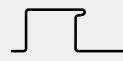
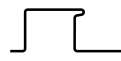








Model	550 mm	700 mm	800 mm	1000 mm	Color	
Europe code	1212-0408-01	1212-0413-02	1212-0414-01	1212-0915-01		Ral 9002
Factory code	MS 215	MS 216	MS 217	MS 218		
Europe code	1212-0408-02	1212-0413-01	1212-0414-02	1212-0915-02		Ral 7016
Factory code	MS 215N	MS 216N	MS 217N	MS 218N		
Arms	550 mm	700 mm	800 mm	1000 mm		
Load	250 Kg	250 Kg	200 Kg	200 Kg		
Arms width	60 mm	60 mm	60 mm	60 mm		
Wall bar	1160 mm	1160 mm	1160 mm	1160 mm		
Wall bar section						
Vertical	500 mm	500 mm	500 mm	500 mm		
Joint	2×M8	2×M8	2×M8	2×M8		
Pre-assembled	Yes	Yes	Yes	No		
Box and Pallet	 	 	 	 		
UoM (pc)	1 pc 54	1 pc 54	1 54	1 54		

*Anti vibration dampers are available as optional according to the outdoor unit weight and dimensions, more information on rodigas.it

Frontal hook brackets TÜV Süd certified

These brackets offer the advantage of easier installation thanks to the frontal-hook system, which ensures a quick and secure mounting process.















Model	465 mm	550 mm	465 mm	550 mm	Color	
Europe code	1205-0204-02	1205-0208-02	1205-0304-01	1205-0308-01		Ral
Factory code	MS 220	MS 221	MS 222	MS 223		9002
Arms	465 mm	550 mm	465 mm	550 mm		
Load	140 Kg	140 Kg	140 Kg	140 Kg		
Arms width	50 mm	50 mm	50 mm	50 mm		
Wall bar	800 mm	800 mm	1000 mm	1000 mm		
Wall bar section						
Vertical	375 mm	375 mm	375 mm	375 mm		
Joint	1×M6	1×M6	1×M6	1×M6		
Pre-assembled	Yes	Yes	Yes	Yes		
Box and Pallet	 	 	 	 		
UoM (pc)	117	117	108	108		



Frontal hook brackets TÜV Süd certified with aluminium wall bar

These brackets are distinguished by their aluminum wall bar, a key feature that provides exceptional installation flexibility. Combined with the frontal-hook system, this unique design ensures quick, secure mounting while allowing for adjustable positioning to meet various installation requirements.



Model	465 mm	550 mm	465 mm	550 mm	Color	
Europe code	1205-0204-01	1205-0208-01	1205-0304-02	1205-0308-02		Ral
Factory code	MS 207	MS 209	MS 208	MS 219		9002
Arms	465 mm	550 mm	465 mm	550 mm		
Load	140 Kg	140 Kg	140 Kg	140 Kg		
Arms width	50 mm	50 mm	50 mm	50 mm		
Wall bar	800 mm	800 mm	1000 mm	1000 mm		
Wall bar section						
Vertical	375 mm	375 mm	375 mm	375 mm		
Joint	1×M6	1×M6	1×M6	1×M6		
Pre-assembled	Yes	Yes	Yes	Yes		
Box and Pallet	 	 	 	 		
UoM (pc)	117	117	108	108		









EVERY WALL NEEDS AN ALLY

Introducing our new Wally range of outdoor unit brackets – the perfect blend of practicality and quality. While designed with the popular 9000 BTU air conditioning units in mind, these brackets offer a easy and reliable mounting solution for the outdoor appliances. Don't let the straightforward design fool you; we've prioritized durability by using only premium-grade materials. Each bracket is finished with a high-quality, exterior-grade epoxy powder coating in RAL 9002, ensuring excellent resistance to the elements and a clean, long-lasting aesthetic.

Wally Brackets

Universal adjustable brackets made of electro-galvanised sheet metal with epoxy powder finish. Easy installation and centre-to-centre distance calculation. Complete with spirit level, fixing screws, dowels, anti-vibration rubber pads and adjustable rear foot consisting.















Model	420 mm	465 mm			
Europe code	1221-0202-01	1221-0204-01		Ral 9002	
Factory code	MS 742	MS 765			
Arms	420 mm	465 mm			
Sheet metal thickness	12/10	12/10			
Load	50+50 kg	50+50 kg			
Wall bar	800 mm	800 mm			
Wall bar section					
Vertical	375 mm	375 mm			
Joint	1xM6	1xM6			
Pre-assembled	Yes	Yes			
Box and Pallet	 	 			
UoM (pc)	117	117			

Atena brackets

Universal adjustable brackets made of electro-galvanised sheet metal with epoxy powder finish. Easy installation and centre-to-centre distance calculation. Complete with spirit level, fixing screws, dowels, anti-vibration rubber pads and the innovative adjustable rear foot consisting of a threaded nylon body filled with NBR fibre for perfect adherence to the wall. High vibration absorption.












Model	380 mm	420 mm	450 mm	450 mm	Ral 9002	
Europe code	1214-1101-01	1214-1102-01	1214-1103-02	1214-1103-01		
Factory code	9793-380-121	9793-420-121	9793-450-121	9793-450-151		
Arms	380 mm	420 mm	450 mm	450 mm		
Sheet metal thickness	12/10	12/10	12/10	15/10		
Load	140 kg	140 kg	140 kg	160 kg		
Wall bar	800 mm	800 mm	800 mm	800 mm		
Wall bar section						
Vertical	375 mm	375 mm	375 mm	375 mm		
Joint	1xM6	1xM6	1xM6	1xM6		
Pre-assembled	Yes	Yes	Yes	Yes		
Box and Pallet	 	 	 	 		
UoM (pc)	1 117	1 117	1 117	1 117		

Atena brackets

Universal adjustable brackets made of electro-galvanised sheet metal with epoxy powder finish. Easy installation and centre-to-centre distance calculation. Complete with spirit level, fixing screws, dowels, anti-vibration rubber pads and the innovative adjustable rear foot consisting of a threaded nylon body filled with NBR fibre for perfect adherence to the wall. High vibration absorption.












Model	480 mm	540 mm	600 mm	Ral 9002	
Europe code	1214-1105-01	1214-1107-01	1214-1111-01		
Factory code	9793-480-151	9793-540-202	9793-600-202		
Arms	480 mm	540 mm	600 mm		
Sheet metal thickness	15/10	18/10	18/10		
Load	140 kg	200 kg	200 kg		
Wall bar	800 mm	800 mm	800 mm		
Wall bar section					
Vertical	375 mm	375 mm	375 mm		
Joint	1xM6	2xM6	2xM6		
Pre-assembled	Yes	Yes	Yes		
Box and Pallet	 	 	 		
UoM (pc)	1 117	1 117	1 117		

Chrono brackets

Universal adjustable brackets made of electro-galvanised sheet metal with epoxy powder finish. Easy installation and centre-to-centre distance calculation. Complete with spirit level, fixing screws, dowels, anti-vibration rubber pads and the innovative adjustable rear foot consisting of a threaded nylon body filled with NBR fibre for perfect adherence to the wall. High vibration absorption.

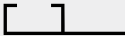
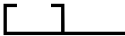
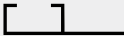








Model	450 mm	540 mm	600 mm		
Europe code	1216-0203-01	1216-0207-01	1216-0211-01		Ral 9002
Factory code	9794-450-201	9794-540-202	9794-600-202		
Arms	480 mm	540 mm	600 mm		
Sheet metal thickness	15/10	18/10	18/10		
Load	140 kg	200 kg	200 kg		
Wall bar	800 mm	800 mm	800 mm		
Wall bar section					
Vertical	375 mm	375 mm	375 mm		
Joint	1xM6	2xM6	2xM6		
Pre-assembled	Yes	Yes	Yes		
Box and Pallet	 	 	 		
UoM (pc)	1 117	1 117	1 117		

Zeus brackets

Universal adjustable brackets made of electro-galvanised sheet metal with epoxy powder finish. Standard bracket model that is easy to use and assemble. The two safety screws guarantee the indicated load capacity. Supplied with spacer foot, screws and dowels for fixing to the wall.











Model	450 mm	480 mm	480 mm		
Europe code	1215-1603-01	1215-1605-01	1215-1705-01		Ral 9002
Factory code	9791-450-152	9791-480-152	9791-480-202		
Arms	450 mm	480 mm	480 mm		
Sheet metal thickness	15/10	15/10	18/10		
Load	140 kg	200 kg	200 kg		
Wall bar	800 mm	800 mm	800 mm		
Wall bar section					
Vertical	370 mm	370 mm	370 mm		
Joint	2xM6	2xM6	2xM6		
Pre-assembled	Yes	Yes	Yes		
Box and Pallet	 	 	 		
UoM (pc)	117	117	117		

Standard TÜV Süd certified

The standard Rodigas® welded brackets, made of pickled steel and coated with epoxy resin-based paint powder. Certified load capacity by TÜV Süd. The entire welding process is certified by TÜV Austria.











Model	420 mm		520 mm		620 mm		Color	
Europe code	1202-0002-01		1202-0006-01		1202-0006-02			Ral 9002
Factory code	MS 105		MS 106		MS 116			
Dimensions	420x315 mm		520x420 mm		620x420 mm			
Arms width	40 mm		50 mm		50 mm			
Load	140 Kg		140 Kg		160 Kg			
Box and Pallet								
UoM (pair)	20	200	12	168	5	90		

*Anti vibration dampers are available as optional according to the outdoor unit weight and dimensions, more information on rodigas.it

Hot galvanized TÜV Süd certified

The standard Rodigas® welded brackets, made of hot galvanized steel with natural finishing. Certified load capacity by TÜV Süd. The entire welding process is certified by TÜV Austria.



Model	420 mm		520 mm		620 mm		Color	
Europe code	1202-0002-04		1202-0006-04		1202-0009-02			Steel
Factory code	MS 105 102		MS 106 110		MS 116 107			
Dimensions	420x315 mm		520x420 mm		620x420 mm			
Arms width	40 mm		50 mm		50 mm			
Load	140 Kg		140 Kg		160 Kg			
Box and Pallet								
UoM (pair)	20	200	12	168	5	90		

*Anti vibration dampers are available as optional according to the outdoor unit weight and dimensions, more information on rodigas.it











Electrogalvanized and painted TÜV Süd certified

The standard Rodigas® welded brackets, made of electrogalvanized steel and coated with epoxy resin-based paint powder. Certified load capacity by TÜV Süd. The entire welding process is certified by TÜV Austria.



BRACKETS













Model	420 mm		520 mm		620 mm		Color	
Europe code	1202-0002-03		1202-0006-03		1202-0009-01			Ral 9002
Factory code	MS 105 302		MS 106 303		MS 116 304			
Dimensions	420x315 mm		520x420 mm		620x420 mm			
Arms width	40 mm		50 mm		50 mm			
Load	140 Kg		140 Kg		160 Kg			
Box and Pallet								
UoM (pair)	20	200	12	168	5	90		

*Anti vibration dampers are available as optional according to the outdoor unit weight and dimensions, more information on rodigas.it

Heavy load welded brackets

These welded brackets, made of electrogalvanized steel and coated with epoxy resin-based paint powder, are designed to support heavier machines. The entire welding process is certified by TÜV Austria.



Model	520 mm		620 mm		700 mm		800 mm		1100 mm		Color	
Europe code	1202-1306-01		1202-1309-01		1202-1313-01		1202-1314-01		1202-1316-01			Ral 9002
Factory code	MS 402		MS 403		MS 406		MS 404		MS 405			
Dimensions	520x400 mm		620x400 mm		700x400 mm		800x520 mm		1100x500 mm			
Load	300 Kg		240 Kg		180 Kg		180 Kg		100 Kg			
Arms width	60 mm		60 mm		60 mm		60 mm		60 mm			
Box and Pallet												
UoM (pair)	5	70	5	70	1	45	1	30	1	13		

*Anti vibration dampers are available as optional according to the outdoor unit weight and dimensions, more information on rodigas.it



Management System
ISO 9001:2015
ISO 14001:2015
ISO 45001:2018
www.rodigas.com
9100072334












Rodigas®
SRL

Industrial load welded brackets

These welded brackets, made of electrogalvanized steel and coated with epoxy resin-based paint powder, are designed to be used in industrial applications. The entire welding process is certified by TÜV Austria.












Model	520 mm		620 mm		800 mm		1000 mm		Color	
Europe code	1202-1406-01		1202-1409-01		1212-1414-01		1202-1416-01			Ral 9002
Factory code	MS 502		MS 503		MS 504		MS 505			
Dimensions	520x400 mm		620x400 mm		800x500 mm		1000x500 mm			
Load	360 Kg		300 Kg		220 Kg		160 Kg			
Arms width	80 mm		80 mm		80 mm		80 mm			
Box and Pallet										
UoM (pair)	5	60	5	60	1	24	1	10		

*Anti vibration dampers are available as optional according to the outdoor unit weight and dimensions, more information on rodigas.it

Extra load welded brackets

These welded brackets, made of electrogalvanized steel and coated with epoxy resin-based paint powder, are designed to support even the biggest and heaviest external units on the market. The entire welding process is certified by TÜV Austria.



Model	1000 mm		1200 mm		1400 mm		1600 mm		Color	
Europe code	1202-1515-01		1202-1518-01		1202-1517-01		1202-1519-01			Ral 9002
Factory code	MS 801		MS 802		MS 803		MS 804			
Dimensions	1000x700 mm		1200x750 mm		1400x800 mm		1600x830 mm			
Load	300 Kg		300 Kg		400 Kg		500 Kg			
Arms width	135 mm		135 mm		135 mm		135 mm			
Box and Pallet										
UoM (pair)	1	10	1	5	1	10	1	5		

*Anti vibration dampers are available as optional according to the outdoor unit weight and dimensions, more information on rodigas.it












Folding brackets TÜV Süd certified

These folding brackets serve as a practical alternative to traditional welded brackets, offering a space-efficient design. They are supplied with all the required components for a seamless and precise installation, ensuring optimal performance and reliability. Additionally, they are TÜV Süd certified, guaranteeing compliance with high safety and quality standards.





BRACKETS

Model	420 mm	465 mm	550 mm	650 mm	Color		
Europe code	1201-1202-01	1201-0004-01	1201-0008-01	1201-0012-01		Ral 9002	
Factory code	MS 120	MS 117	MS 118	MS 121			
Arms	420 mm	465 mm	550 mm	650 mm			
Load	140 Kg	140 Kg	140 Kg	140 Kg			
Arms width	50 mm	50 mm	50 mm	50 mm			
Vertical	375 mm	375 mm	375 mm	420 mm			
Joint	1×M6	1×M6	1×M6	2×M6			
Box and Pallet	 	 	 	 			
UoM (pair)	1170	1170	1170	117			

Folding brackets extra load

These heavy-duty folding brackets are designed to handle higher loads, offering a robust alternative to traditional welded brackets. They feature a space-efficient design and come with all the necessary components to ensure a secure and reliable installation, even under demanding conditions.



Model	550 mm	700 mm	Color	
Europe code	1209-0008-01	1209-0013-01		Ral 9002
Factory code	MS 119	MS 122		
Arms	550 mm	700 mm		
Load	200 Kg	200 Kg		
Arms width	60 mm	60 mm		
Vertical	500 mm	500 mm		
Joint	2×M8	2×M8		
Box and Pallet				
UoM (pair)	1	117	1	117



Management System
ISO 9001:2015
ISO 14001:2015
ISO 45001:2018
www.tuv.com
9100072334



Stainless steel welded brackets

Best in class for corrosion resistance, these welded brackets are made of stainless steel and coated with epoxy resin-based paint powder. The entire welding process is certified by TÜV Austria.



Model	420 mm	420 mm	520 mm	620 mm	800 mm	Color
Europe code		1202-0002-02				Ral 9002
Factory code		MS 112				
Europe code	1202-0002-05		1202-0006-06	1202-0009-03	1202-0014-01	Ral 7035
Factory code	MS 111		MS 150	MS 151	MS 153	
Dimensions	420x315 mm	420x315 mm	520x420 mm	620x420 mm	800x500 mm	
Load	140 Kg	140 Kg	140 Kg	140 Kg	220 Kg	
Arms width	40 mm	40 mm	50 mm	50 mm	80 mm	
Box and Pallet						
UoM (pair)	10 200	10 200	5 70	5 90	1 24	

*Anti vibration dampers are available as optional according to the outdoor unit weight and dimensions, more information on rodigas.it

Concrete base brackets

Specifically made for house with a concrete base, these cantilever brackets are made in electrogalvanized steel with epoxy resins-based painting. Installation accessories included



Model	465 mm	Color
Europe code	1204-0004-01	Ral 9002
Factory code	MC 702	
Dimensions	465x535 mm	
Load	140 Kg	
Joint	1xM6	
Box and Pallet		
UoM (pc)	1	64



Ceiling brackets

These specialized welded brackets are specifically designed for ceiling installations of outdoor units, offering a reliable solution in situations where traditional brackets cannot be utilized.



Model	420 mm	Color
Europe code	1204-0002-01	Ral 9002
Factory code	MC 700	
Dimensions	420x780 mm	
Load	140 Kg	
Box and Pallet		
UoM (pc)	1	40







*Anti vibration dampers are available as optional according to the outdoor unit weight and dimensions, more information on rodigas.it



Pitched roof brackets

Designed to be installed in almost every pitched roof, these adjustable preassembled brackets is made in electrogalvanized steel and painted; installation accessories included.



Model	420 mm		520 mm		Color	
Europe code	1213-0202-01		1213-0206-01			Ral 9002
Factory code	MT 630		MT 650			
Arms	420 mm		520 mm			
Cross bar	800 mm		800 mm			
Load	140 Kg		140 Kg			
Tilt angle	20° - 51°		20° - 51°			
Box and Pallet	<div> 1</div>	<div> 108</div>	<div> 1</div>	<div> 108</div>		

Under-tile mount roof brackets

The most discrete installation; these bracket can be adjusted to all the different tilt angle thanks to its unique design. Shipped with installation accessories.













Model	450 mm	Color	
Europe code	1213-0003-01		Ral 9002
Factory code	MT 600		
Arms	450 mm		
Load	140 Kg		
Width	800 mm		
Tilt angle	0° - 45°		
Box and Pallet	<div><div> 1</div><div> 108</div></div>		



Cylindrical double threaded anti-vibration kit

Double-threaded cylindrical anti-vibration mounts designed for standard HVAC applications, ensuring effective vibration dampening and secure mechanical fastening. Complete with nuts.













Model	30x20 mm		30x30 mm		40x30 mm		40x40 mm		50x40 mm		Color	
Europe code	1506-0500-04		1506-0531-01		1506-0038-01		1506-0500-07		1506-0040-02			black
Factory code	9898-028		0503.00001.006		AV 301		9898-027		AV 401			
Load per piece	45 kg		35 kg		150 kg		70 kg		230 kg			
Diameter	30 mm		30 mm		40 mm		40 mm		50 mm			
Height	20 mm		30 mm		30 mm		40 mm		40 mm			
Thread	2xM8		2xM8		2xM8		2xM8		2xM10			
Box and Pallet												
UoM (kit)	20	3120	200	9600	25	1500	20	1680	10	600		

Conical double threaded anti-vibration kit

Double-threaded conical anti-vibration mounts designed for standard HVAC applications, ensuring effective vibration dampening and secure mechanical fastening. Complete with nuts.









Model	29/38x22 mm	29/38x22 mm	29/38x22 mm	29/38x22 mm	32/45x22 mm	Color		
Europe code	1506-0500-09						grey	
Factory code	9898-023							
Europe code		1506-0500-01	1506-0500-10	1506-0500-11	1506-0500-06		black	
Factory code		9898-024	9898-024LN	9898-024LN soft	9898-022			
Load per piece	70 kg	70 kg	60 kg	60 kg	200 kg			
Top/bottom diameter	29/38 mm	29/38 mm	29/38 mm	29/38 mm	32/45 mm			
Height	22 mm	22 mm	22 mm	22 mm	30 mm			
Thread	2xM8	2xM8	2xM8	2xM8	2xM8			
Soft rubber	Yes	No	No	Yes	No			
Self-locking nuts	No	No	Yes	Yes	No			
Box and Pallet	 	 	 	 	 			
UoM (kit)	20 3200	20 3200	20 1680	20 1680	20 8000			

Cylindrical single threaded anti-vibration kit

Single-threaded cylindrical anti-vibration mounts designed for standard HVAC applications, ensuring effective vibration dampening and secure mechanical fastening. Complete with nuts.





Model	30x20 mm	30x40 mm	40x40 mm	Color
Europe code	1506-0537-01	1506-0538-01	1506-0500-03	black
Factory code	AV 108	AV 302	9898-026	
Load per piece	80 kg	150 kg	70 kg	
Diameter	30 mm	40 mm	40 mm	
Height	20 mm	30 mm	40 mm	
Thread	1xM8	1xM8	1xM8	
Box and Pallet	 	 	 	
UoM (kit)	50 1850	25 1500	20 1680	

Conical single threaded anti-vibration kit

Single-threaded cylindrical anti-vibration mounts designed for standard HVAC applications, ensuring effective vibration dampening and secure mechanical fastening. Complete with nuts. Wide range of height adjustment options.





Model	52/57x20 mm	Color
Europe code	1506-0500-05	black
Factory code	9898-014	
Load per piece	180 kg	
Top/bottom diameter	52/57 mm	
Height	20 mm	
Box and Pallet	 	
UoM (kit)	20 1560	

Conical single threaded anti-vibration kit

Single-threaded conical anti-vibration mounts designed for standard HVAC applications, ensuring effective vibration dampening and secure mechanical fastening. Complete with nuts. Wide range of height adjustment options.



Model	42/46x20 mm	Color
Europe code	1506-0500-02	black
Factory code	9898-025	
Load per piece	90 kg	
Top/bottom diameter	42/46 mm	
Height	20 mm	
Box and Pallet	 	
UoM (kit)	20 3120	

FLOOR & GROUND SUPPORTS



With the increasing size of outdoor units in the market, ranging from residential to large-scale industrial systems, the demand for high-performance floor supports with exceptional load-bearing capacity and effective vibration absorption is critical. Our floor support solutions are specifically designed to accommodate these larger units, ensuring superior durability and stability. Manufactured from engineering grade materials, they guarantee optimal performance across a wide range of applications. Furthermore, the installation process is simplified, as mounting the outdoor unit requires no drilling into walls or floors, thus eliminating the risk of water infiltration and avoiding any structural modifications.

**ARE YOU
INTERESTED?
SCAN ME**



EU
MADE IN

UV
RESISTANT



Always the right product

Our floor supports are manufactured from a selection of high-performance materials such as galvanized steel, PVC, nylon, polypropylene, and various combinations of these, to ensure maximum durability and efficiency across a wide range of applications.

Product features and benefits

Load capacity

Our range of floor supports is designed to accommodate all types of outdoor units, from residential models to large-scale industrial systems.

Easy installation

The installation process is streamlined, as the outdoor unit can be mounted without the need for wall or floor drilling, eliminating the risk of water infiltration and avoiding any structural alterations.









Mountblocks 100 lite

Rigid self extinguishing PVC material V0

Pair packed with plastic film, equipped with 4 screws

Co-extruded rubber base for maximum vibration absorption









Model	L 350	L 450	L 1000	Color	
Europe code	1501-0004-03	1501-0005-03	1501-0006-03		white
Factory code	0350 SP	0450 SP	1000 SP		
Width x Height	100x 100 mm	100x100 mm	100x 100 mm		
Length	350 mm	450 mm	1000 mm		
Load	250 kg	250 kg	250 kg		
Box and Pallet	 	 	 		
UoM (pc)	24600	24480	4144		

Mountblocks 80 lite

Rigid self extinguishing PVC material V0

Pair packed with plastic film, equipped with 4 screws




Model	L 350	L 450	L 1000	Color	
Europe code	1501-0001-03	1501-0002-03	1501-0003-02		white
Factory code	0351 SP	0451 SP	1001 SP		
Width x Height	80x 80 mm	80x 80 mm	80x 80 mm		
Length	350 mm	450 mm	1000 mm		
Load	120 kg	120 kg	120 kg		
Box and Pallet	 	 	 		
UoM (pc)	24864	24864	4280		



Cap for Mountblocks 100 lite

Rigid self extinguishing PVC material V0.



Model	100x100	Color	
Europe code	1505-0308-03		white
Factory code	0341 TS		
Width x Height	100 x 100 mm		
Box and Pallet			
UoM (pc)	24	5760	

FLOOR SUPPORT



Cap for Mountblocks 80 lite

Rigid self extinguishing PVC material V0.

Model	80x80w	Color	
Europe code	1505-0307-02		white
Factory code	0342 TS		
Width x Height	80 x 80 mm		
Box and Pallet			
UoM (pc)	24	5760	







Mountblocks 100 Heavy Duty

Condenser unit fixation bolts included

High quality (usable from -20°C/-4°F to +60°C/140°F in a static position)

UV Resistant



Model	L 350		L 450		L 1000		Color	
Europe code	1501-0004-04		1501-0005-04		1501-0006-04			pure white
Factory code	0502.00001.007		0502.00002.007		0502.00003.009			
Europe code	1501-0004-05		1501-0005-05		1501-0006-01			black
Factory code	0502.00001.008		0502.00002.008		0502.00003.010			
Width x Height	100x100 mm		100x100 mm		100x100 mm			
Length	350 mm		450 mm		1000 mm			
Load	360 kg		360 kg		360 kg			
Box and Pallet								
UoM (PC)	12	576	12	480	2	190		

Mountblocks 80 Mini







Unit fixation bolts included

Suitable for a large range of units (mounting rail feature)

High-quality (usable from -20°C/-4°F to +60°C/140°F in a static position)

Co-extruded rubber base for maximum vibration absorption



Model	L 350		L 450		L 1000		Color	
Europe code	1501-0001-04		1501-0002-04		1501-0003-01			pure white
Factory code	0502.00012.007		0502.00013.008		0502.00017.009			
Width x Height	80x 80 mm		80x 80 mm		80x 80 mm			
Length	350 mm		450 mm		1000 mm			
Box and Pallet								
UoM (PC)	12	756	12	660	2	190		



End Cap for Mountblocks 100 Heavy Duty

Model	End cap 100	Color	
Europe code	1505-0308-01		pure white
Factory code	0502.00018.036		
Europe code	1505-0308-02		black
Factory code	0502.00018.040		
Small packing	1 set (4 pcs)		
Packing	25 sets (100 pcs)		







End Cap for Mountblocks 80 Mini

Model	End cap 80	Color	
Europe code	1505-0307-01		pure white
Factory code	0502.00019.036		
Small packing	1 set (4 pcs)		
Packing	25 sets (100 pcs)		

Polyblock ground support

Shockproof and UV-stabilised polypropylene ground support. Complete with nuts and bolts for fixing the external unit.





Model	420mm		520mm		Color
Europe code	1500-0010-01		1500-0025-01		grey
Factory code	9898-033-01		9898-052-01		
Measures	L420 mm		L520 mm		
Weight / Load Capacity	120 kg		120 kg		
Box and Pallet	<div></div> <div></div>		<div></div> <div></div>		
UoM (pc)	24672		24576		

Cone Support

With shock absorber platelet

Capacity 500 Kg each



Model	105x95	Color		
Europe code	1502-0016-01		white	
Factory code	0501 SC			
Europe code	1502-0016-02		black	
Factory code	0501 SC-B			
Dimension	105x95			
Load	200 kg			
Box and Pallet	<div><div></div><div></div></div>			
UoM (pc)	<div><div>48</div><div>1440</div></div>			

Cone Support Lite

Shockproof and UV-stabilised polypropylene supports. Complete with nuts and bolts for fixing the external unit. Supplied with o-rings to be placed in the lower part of the support for better anchoring to the ground and greater vibration absorption.





Model	105x95	Color		
Europe code	1502-0024-02		white	
Factory code	9898-037-01			
Europe code	1502-0024-01		black	
Factory code	9898-037-95			
Dimension	105x95			
Load	100 kg			
Box and Pallet	<div><div></div><div></div></div>			
UoM (pc)	<div><div>8</div><div>1280</div></div>			

Kong - non-adjustable ground support with screw

One screw and one nut Ø 10 mm.

A joint positioned at the top of the foot, which allows it to adapt to different inclinations;





Model		Kong H100	
Europe code	1502-0028-02		white
Factory code	SB9898-01SV		
Europe code	1502-0028-01		black
Factory code	SB9898-95SV		
Measures	H100 mm		
Weight / Load Capacity	150		
Box and Pallet			
UoM (pc)	4	640	

Kong - non-adjustable ground support with pin

A press-fit pin.

A joint positioned at the top of the foot, which allows it to adapt to different inclinations;



Model	Kong H100 pin		
Europe code	1502-0028-03		white
Factory code	SB9898-01SP		
Europe code	1502-0028-04		black
Factory code	SB9898-95SP		
Measures	H100 mm		
Weight / Load Capacity	150		
Box and Pallet			
UoM (pc)	4	640	

FLOOR SUPPORT





Kong R - adjustable ground support with screw

A joint positioned at the top of the foot, which allows it to adapt to different inclinations;

Two NBR rubber seals, one at the bottom and one at the top;

One screw and one nut Ø 10 mm



Model	Kong R H120-180		Kong R H170-220	
Europe code	1502-0026-01		1502-0030-02	white
Factory code	BVC9898-01SV		BVL9898-01SV	
Europe code	1502-0026-02		1502-0030-04	black
Factory code	BVC9898-95SV		BVL9898-95SV	
Measures	H120-180 mm		H170-220 mm	
Weight / Load Capacity	150		150	
Box and Pallet				
UoM (pc)	4	640	4	640





Kong R - adjustable ground support with pin

A joint positioned at the top of the foot, which allows it to adapt to different inclinations;

Two NBR rubber seals, one at the bottom and one at the top;

A press-fit pin.









Model	Kong R H120-180 pin		Kong R H170-220 pin	
Europe code	1502-0026-03		1502-0030-01	white
Factory code	BVC9898-01SP		BVL9898-01SP	
Europe code	1502-0026-04		1502-0030-03	black
Factory code	BVC9898-95SP		BVL9898-95SP	
Measures	H120-180 mm		H170-220 mm	
Weight / Load Capacity	150		150	
Box and Pallet				
UoM (pc)	4	640	4	640

Floor supports

Adjustable floor-mounted support made of electro-galvanized steel, supplied with anti-vibration kit. Designed for durability and stability, it ensures effective load management and vibration isolation in demanding HVAC installations.







Model	420x250 mm	420x400 mm	540x400 mm	Color	
Europe code	1503-0113-01	1503-0114-04			Ral 9002
Factory code	SP 700	SP 740			
Europe code			1503-0129-01		Ral 7016
Factory code			SP 850		
Arms	420 mm	420 mm	540 mm		
Load	200 Kg	200 Kg	200 Kg		
Width	480-830 mm	480-830 mm	480-830 mm		
Height	250 mm	400 mm	400 mm		
Box and Pallet	 1  170	 1  170	 1  170		

Stainless steel floor supports

Adjustable floor-mounted support made of stainless steel, supplied with anti-vibration kit. Designed for durability and stability, it ensures effective load management and vibration isolation in demanding HVAC installations.







Model	420x250 mm	420x400 mm	Color	
Europe code	1503-0113-02	1503-0114-05		Ral 7035
Factory code	SP 701	SP 741		
Arms	420 mm	420 mm		
Load	200 Kg	200 Kg		
Width	480-830 mm	480-830 mm		
Height	250 mm	400 mm		
Box and Pallet	 1 	 1 		
UoM (pc)	1	170	1	170

Floor supports with condensate drip tray housing

Floor-mounted support with integrated tray housing, supplied complete with anti-vibration kit. Designed to ensure stability, ease of installation, and effective vibration isolation in HVAC applications. VS140 is compatible with VS110, VS240 is compatible with VS210.













Model	350 mm		440 mm		Color	
Europe code	1503-0120-01		1503-0121-01			Ral 9002
Factory code	VS 140		VS 240			
Europe code	1503-0120-02		1503-0121-02			Ral 7016
Factory code	VS 140N		VS 240N			
Arms	350 mm		440 mm			
Height	140 mm		140 mm			
Box and Pallet	<div></div> <div></div>		<div></div> <div></div>			
UoM (pc)	1170		1170			

NB: VS 140 use with VS 110 condensate drip tray and VS 240 use with VS 210 condensate drip tray, more information on rodigas.it

Mini split stands

Modular floor-mounted support structure engineered for quick and efficient installation. Equipped with height-adjustable nylon leveling feet, it ensures optimal load distribution and alignment. Supplied complete with a high-performance anti-vibration kit to minimize structural transmission of noise and vibrations.



Model	H=340 - 2 arms	H=540 - 2 arms	H=340 - 3 arms	H=540 - 3 arms	Color	
Europe code	1503-0111-01	1503-0112-02	1503-0211-01	1503-0212-01		Ral 9002
Factory code	SP 930	SP 940	SP 960	SP 970		
Europe code	1503-0111-02	1503-0112-01	1503-0211-02	1503-0212-02		Ral 7016
Factory code	SP 930N	SP 940N	SP 960N	SP 970N		
Arms	460 mm	460 mm	460 mm	460 mm		
Load	250 Kg	250 Kg	250 Kg	250 Kg		
Arms No	2	2	3	3		
Width	50-700 mm	50-700 mm	100-700 mm	100-700 mm		
Heigth	340 mm	540 mm	340 mm	540 mm		
Box and Pallet	 	 	 	 		
UoM (pc)	148	132	148	132		









Ground support

Main features:

Maximum stability with only 8 fixing points;


Made of electro-galvanised and painted steel.

Model	420x450-1000mm		420x450-790mm		520x450-790mm		Color	
Europe code	1503-0114-01		1503-0114-03		1221-0720-01			ral 9002
Factory code	9794-651T		9794-653T		9794-654T			
Measures	D420xH400xL450/1000 mm		D420xH400xL450/790 mm		D520xH400xL450/790 mm			
Load Capacity	220		220		220			
Box and Pallet	<div></div> <div>1</div>	<div></div> <div>25</div>	<div></div> <div>4</div>	<div></div> <div>48</div>	<div></div> <div>4</div>	<div></div> <div>48</div>		

Ground support

Ground support systems made from a combination of plastic and metal offer a stable, lightweight, and adjustable solution for HVAC and technical installations. Their innovative design features wide support bases for optimal weight distribution and secure positioning, ensuring reliable performance and easy installation on uneven surfaces. Engineered for durability and efficiency, they provide a professional-grade solution for demanding applications.





Model	450x600-860mm					
Europe code	1503-1200-01					white
Factory code	9794-651-10					
Measures	P450xH350/50xL600/860 mm					
Load Capacity	180					
Box and Pallet						
	<div></div> <div>1</div>		<div></div> <div>***</div>			



Ironhide floor support kit + heater

Made in electrogalvanized steel. Complete with drip tray, heating system, fixing screws and anti-vibration dampers.

Model	510x240mm	
Europe code	1503-0600-03	white
Factory code	9780-510-240R	
Support dimensions	510x240 mm	
Tray dimensions	940x420 mm	
Box and Pallet	<div>  1 </div> <div>  26 </div>	

FLOOR SUPPORT

Ground support

Metal ground support systems offer a strong, lightweight, and adjustable solution for HVAC and technical installations. Their design includes wide bases for even load distribution and adjustable metal feet for enhanced stability on uneven surfaces. Built for durability and quick installation, they ensure reliable performance in demanding applications.







Model	480x850mm	
Europe code	1503-0114-02	white
Factory code	9794-652T	
Measures	P480xL850xH425 mm	
Weight / Load Capacity	200	
Box and Pallet	<div>  4 </div> <div>  48 </div>	

Frame foot™ mini support

Support from the Frame Foot series designed for residential equipment installation. Equipped with adjustable rubber feet, it offers a wide range of adjustments, maximum vibration absorption, and high load capacity



Model	755x520 mm	1250x520 mm	Color	
Europe code	1503-1017-01	1503-1045-01		Ral 7021
Factory code	0502.00030.000	0502.00030.001		
Max unit WxD	755x520 mm	1250x520 mm		
Min unit WxD	450x120 mm	690x120 mm		
Load	360 Kg	450 Kg		
Height	330-370 mm	330-370 mm		
Box and Pallet	<div></div> <div>1</div> <div></div> <div>40</div>	<div></div> <div>1</div> <div></div> <div>40</div>		

Frame foot™ 4

Base module of the Frame Foot modular system, featuring four heavy-duty plastic feet with integrated anti-vibration rubber mat and galvanized steel uprights. Height-adjustable and designed for high load capacity, it's ideal for industrial rooftop installations requiring stability and vibration control.




Model	FF4	Color	
Europe code	1503-1100-04		Steel
Factory code	0502.00027.004		
Dimensions	1000 x 1200		
Height (mm)	295 - 415		
Load (Kg)	500		
Foot dimensions (mm)	300 x 300		
Box and Pallet	<div> 1</div>		

Frame foot™ 6

Featuring six heavy-duty plastic feet with integrated anti-vibration rubber mats and galvanized steel beams, the Frame Foot modular system is height-adjustable and designed for high load capacity. It is ideal for installing multiple outdoor units in industrial rooftop applications, ensuring stability and effective vibration control.



Model	FF8	Color	
Europe code	1503-1100-02		Steel
Factory code	0502.00027.006		
Dimensions	2221 x 1433		
Height (mm)	295 - 415		
Load (Kg)	1040		
Foot dimensions (mm)	300 x 300		
Box and Pallet	<div> 1</div>		

Frame foot™ 8

Featuring eight heavy-duty plastic feet with integrated anti-vibration rubber mats and galvanized steel uprights, the Frame Foot modular system is height-adjustable and designed for high load capacity. It is ideal for installing multiple outdoor units in industrial rooftop applications, ensuring stability and effective vibration control.



Model	FF8	Color	
Europe code	1503-1100-03		Steel
Factory code	0502.00027.008		
Dimensions	3000x1200		
Height (mm)	295 - 415		
Load (Kg)	1620		
Foot dimensions (mm)	300 x 300		
Box and Pallet	<div> 1</div>		

FLOOR SUPPORT

Frame foot™ 2 - Extension module

Extension module for the Frame Foot system, designed to expand capacity.




Model	FF2-EXT	Color	
Europe code	1503-1100-01		Steel
Factory code	0502.00027.002		
Dimensions	1111 x 1433		
Height (mm)	295 - 415		
Load (Kg)	500		
Foot dimensions (mm)	300 x 300		
Box and Pallet	<div> 1</div>		

H frame - 600

Support module for pipes and ducting in the Frame Foot series, ensuring secure and stable mounting for various installations.







Model	HF-600	Color	
Europe code	1503-1100-05		Steel
Factory code	HF600		
Dimensions	952 x 625 x 310		
Height (mm)	240 - 600		
Load (Kg)	480		
Foot dimensions (mm)	300 x 300		
Box and Pallet	<div> 1</div>		

Rhino modular support

Modular and adjustable structure for supporting condensing motors for large roof and ground systems. Economical and quick to install solution. Reduces the vibrations transmitted by the machines.









Model	Standard		With SBR mat		Color	
Europe code	1503-0809-01		1503-0809-02			Steel
Factory code	9794-300		9794-300TP			
Dimensions	1000x1200		1000x1200			
Height (mm)	500		500			
Load (Kg)	460		460			
Foot dimensions (mm)	300 x 300		300 x 300			
Box and Pallet						
UoM (pc)	1	10	1	10		

Rhino foot for 41x41 profiles

Made of polypropylene reinforced with fibre glass. Supplied with the appropriate housing for 41x41mm profiles and positioning spirit levels. Two different type of anti-vibration mats are available as optional for the best installation.



Model	Floor support		Anti-vibration mat		Anti-vibration mat		Color	
Europe code	1503-1323-02		1503-1323-01		1500-0023-01			black
Factory code	C9794-300		C9794-300T		C9794-300TP			
Measures	P300xL300 mm		P300xL300 mm		P300xL300 mm			
Box and Pallet								
UoM (pc)	12	96	12	96	12	192		

Big Kong - ground support

The supports are equipped with:



A joint positioned at the top of the foot, which allows it to adapt to different inclinations;

NBR rubber mat, positioned at the bottom;

Seal positioned in the upper part;

One screw and one nut Ø 10 mm.







Model				
Europe code	1502-0027-01			white
Factory code	PVL9898-01SV			
Europe code	1502-0027-02			black
Factory code	PVL9898-95SV			
Measures	H180-260 mm			
Load (Kg)	250			
Box and Pallet				
UoM (pc)	4			80

UltraLite® pad

UltraLite® is strengthened by thousand of fiber in each square foot of fiber-cement coating which also provides excellent resistance to cracking or breaking. The concrete outer skin and EPS foam inner core provide flexibility and vibration dampening. The solid bottom provides excellent resistance to settling.



Model	600x600		1200x600		Color	
Europe code	1504-0949-01		1504-0943-01			concrete
Factory code	0502.00001.002		0502.00001.001			
Box and Pallet	<div><div></div><div></div></div>		<div><div></div><div></div></div>			
UoM (pc)	115		115			

Anti-vibration Pads










Performs better than rubber or cork for equivalent size

Special composite foam core

More efficient than solid rubber vibration damping

Ideal for vibration suppression of residential-packaged condensing units



Model	50x50 mm		75x75 mm		100x100 mm		150x150 mm		Color	
Europe code	1507-0532-01		1507-0533-01		1507-0508-01		1507-0534-01			Black
Factory code	0901.00001.E02		0901.00001.E03		0901.00001.E04		0901.00001.E06			
Dimensions	50x50 mm		75x75 mm		100x100 mm		150x150 mm			
Height	22 mm		22 mm		22 mm		22 mm			
Box and Pallet	 		 		 		 			
UoM (pc)	48	8640	36	4320	24	2400	24	864		

SUMO® RECYCLED RUBBER SUPPORTS



Recycling discarded tyres is very important for the environment. By recycling them, we can recover up to 95% of the rubber they were originally made from. This gives us the opportunity to create a new raw material that can be used in urban planning and industry. Niccons commitment to reducing its environmental footprint is evident in the recycled rubber used in the manufacture of the wide range of SUMO anti-vibration supports. This has a positive impact on reducing the use of raw materials, which is essential in extending their life cycle. In addition, the End use eco-glue used in the production process encourages further recycling of the product in the future, promoting a circular and sustainable economy.

ARE YOU
INTERESTED?
SCAN ME



Raw material processing



OLD
TIRES



CRUMB
RUBBER



FINISHED
PRODUCT



RECYCLE

Technical data

Made of black SBR recycled rubber, guarantees high vibration damping performance.
Aluminium rail with M10 fixings for external unit.

Product features and benefits

Vibration damping

The high density SBR rubber guarantees high performance in vibration absorption.

Load capacity

Thanks to its solid design, it provides excellent load-bearing capacity.

Wide selection of sizes

Select from a range of lengths to ensure compatibility with all external unit models.

Fast and easy installation

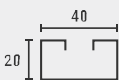
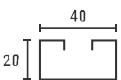







Drilling is not required for installation, making it the ideal solution for flat roof.



Sumo® AP - 160x95 - 40

Support made of recycled SBR rubber with integrated aluminum profile, supplied with M10x30 hammer-head fixing bolts. Designed to ensure secure and long-lasting installation in both residential and industrial environments

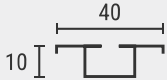
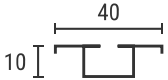
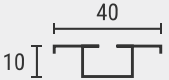








Model	L400 mm	L600 mm	L1000 mm	Color	
Europe code	1305-0205-01	1305-0209-01	1305-0213-01		black
Factory code	0402 SGN	0602 SGN	1002 SGN		
Length	400 mm	600 mm	1000 mm		
Width	160 mm	160 mm	160 mm		
Height	95 mm	95 mm	95 mm		
Load	250 kg	400 kg	600 kg		
Bolt thread	M10	M10	M10		
Bolt head	Hammer	Hammer	Hammer		
Profile					
Box and Pallet	 	 	 		
UoM (pc)	2130	290	250		

Sumo® AP - 160x95 - 40L

Support made of recycled SBR rubber with integrated aluminum profile, supplied with M10x30 hexagon-head fixing bolts. Designed to ensure secure and long-lasting installation in both residential and industrial environments


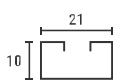









Model	L400 mm	L600 mm	L1000 mm	Color	
Europe code	1305-0305-01	1305-0309-01	1305-0313-01		black
Factory code	0404 SGN	0604 SGN	1004 SGN		
Length	400 mm	600 mm	1000 mm		
Width	160 mm	160 mm	160 mm		
Height	95 mm	95 mm	95 mm		
Load	250 kg	400 kg	600 kg		
Bolt thread	M10	M10	M10		
Bolt head	Hexagon	Hexagon	Hexagon		
Profile					
Box and Pallet	 	 	 		
UoM (pc)	2 130	2 90	2 50		

Sumo® AP - 160x95 - 21

Support made of recycled SBR rubber with integrated aluminum profile, supplied with M10x30 hexagon-head fixing bolts. Designed to ensure secure and long-lasting installation in both residential and industrial environments

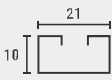
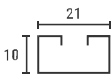
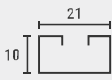
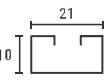
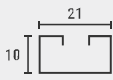
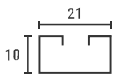













Model	L400 mm	L600 mm	L1000 mm	Color	
Europe code	1305-0105-01	1305-0109-01	1305-0113-01		black
Factory code	0406 SGN	0606 SGN	1006 SGN		
Length	400 mm	600 mm	1000 mm		
Width	160 mm	160 mm	160 mm		
Height	95 mm	95 mm	95 mm		
Load	250 kg	400 kg	600 kg		
Bolt thread	M10	M10	M10		
Bolt head	Hexagon	Hexagon	Hexagon		
Profile					
Box and Pallet	 	 	 		
UoM (pc)	2130	290	250		

Sumo® - 160x90 - 21

With aluminium profile. Complete with standard stainless steel fixing screws and spirit level for correct positioning.



Model	L250 mm	L450 mm	L600 mm	L800 mm	L1000 mm	L1200 mm	Color		
Europe code	1303-0103-01	1303-0107-01	1303-0109-01	1303-0111-01	1303-0113-01	1303-0115-01		black	
Factory code	6868-025-01	6868-045-01	6868-060-01	6868-080-01	6868-100-01	6868-120-01			
Length	250 mm	450 mm	600 mm	800 mm	1000 mm	1200 mm			
Width	160 mm	160 mm	160 mm	160 mm	160 mm	160 mm			
Height	90 mm	90 mm	90 mm	90 mm	90 mm	90 mm			
Load	160 kg	260 kg	470 kg	550 kg	630 kg	630 kg			
Bolt thread	M10	M10	M10	M10	M10	M10			
Bolt head	Hexagon	Hexagon	Hexagon	Hexagon	Hexagon	Hexagon			
Profile									
Box and Pallet	 	 	 	 	 	 			
UoM (pc)	4 240	2 120	2 120	2 84	2 60	2 60			

Sumo® - 160x90 - 40

With aluminium profile. Complete with fixing screws and spirit level for correct positioning.


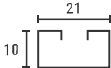









Model	L250 mm	L450 mm	L600 mm	L800 mm	L1000 mm	L1200 mm	Color	
Europe code	1303-0203-01	1303-0207-01	1303-0209-01	1303-0211-01	1303-0213-01	1303-0215-01		black
Factory code	6868-025-04	6868-045-04	6868-060-04	6868-080-04	6868-100-04	6868-120-04		
Length	250 mm	450 mm	600 mm	800 mm	1000 mm	1200 mm		
Width	160 mm	160 mm	160 mm	160 mm	160 mm	160 mm		
Height	90 mm	90 mm	90 mm	90 mm	90 mm	90 mm		
Load	160 kg	260 kg	470 kg	550 kg	630 kg	630 kg		
Bolt thread	M10	M10	M10	M10	M10	M10		
Bolt head	Hammer	Hammer	Hammer	Hammer	Hammer	Hammer		
Profile								
Box and Pallet								
UoM (pc)	4 240	2 120	2 120	2 84	2 30	2 30		

Sumo® LC - 160x90 - 21

With aluminium profile. Complete with fixing screws and spirit level for correct positioning.

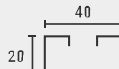
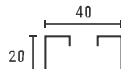
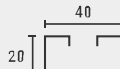








Model	L450 mm	L600 mm	L1000 mm	Color	
Europe code	1302-0107-02	1302-0109-02	1302-0113-01	black	
Factory code	6868-045-01LC	6868-060-01LC	6868-100-01LC		
Length	450 mm	600 mm	1000 mm		
Width	160 mm	160 mm	160 mm		
Height	90 mm	90 mm	90 mm		
Load	180 kg	200 kg	220 kg		
Bolt thread	M10	M10	M10		
Bolt head	Hexagon	Hexagon	Hexagon		
Profile					
Box and Pallet	 	 	 		
UoM (pc)	2120	2120	260		

Sumo® LC - 160x90 - 40

With aluminium profile. Complete with fixing screws and spirit level for correct positioning.



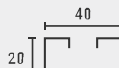
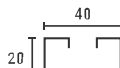

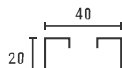








Model	L450 mm	L600 mm	L1000 mm	Color	
Europe code	1302-0207-01	1302-0209-01	1302-0213-01		black
Factory code	6868-045-04LC	6868-060-04LC	6868-100-04LC		
Length	450 mm	600 mm	1000 mm		
Width	160 mm	160 mm	160 mm		
Height	90 mm	90 mm	90 mm		
Load	180 kg	200 kg	220 kg		
Bolt thread	M10	M10	M10		
Bolt head	Hammer	Hammer	Hammer		
Profile					
Box and Pallet	 	 	 		
UoM (pc)	2120	2120	260		

RUBBER SUPPORT

Sumo® EV - 180x90 - 40

With aluminium profile. Complete with screws and spirit level for correct positioning.

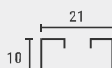
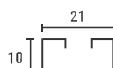






Model	L400 mm	L600 mm	L1000 mm	L1200 mm	Color		
Europe code	1304-0205-01	1304-0209-01	1304-0213-01	1304-0215-01		black	
Factory code	6868-040-04EV	6868-060-04EV	6868-100-04EV	6868-120-04EV			
Length	400 mm	600 mm	1000 mm	1200 mm			
Width	180 mm	180 mm	180 mm	180 mm			
Height	90 mm	90 mm	90 mm	90 mm			
Load	240 kg	450 kg	580 kg	600 kg			
Bolt thread	M10	M10	M10	M10			
Bolt head	Hammer	Hammer	Hammer	Hammer			
Profile							
Box and Pallet	 	 	 	 			
UoM (pc)	2144	296	248	248			

Sumo® SM - 110x90 - 21

With aluminium profile. Complete with fixing screws and spirit level for correct positioning. D110 mm x H90 mm.


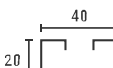






Model	L450 mm	L600 mm	Color	
Europe code	1301-0107-01	1301-0109-01		black
Factory code	6868-045-01SM	6868-060-01SM		
Length	450 mm	600 mm		
Width	110 mm	110 mm		
Height	90 mm	90 mm		
Load	180 kg	200 kg		
Bolt thread	M10	M10		
Bolt head	Hexagon	Hexagon		
Profile				
Box and Pallet				
UoM (pc)	2	200	2	180

Sumo® SM - 110x90 - 40

With aluminium profile. Complete with fixing screws and spirit level for correct positioning. D110 mm x H90 mm.



Model	L450 mm	L600 mm	Color	
Europe code	1301-0207-02	1301-0209-01		black
Factory code	6868-045-04SM	6868-060-04SM		
Length	450 mm	600 mm		
Width	110 mm	110 mm		
Height	90 mm	90 mm		
Load	180 kg	200 kg		
Bolt thread	M10	M10		
Bolt head	Hammer	Hammer		
Profile				
Box and Pallet				
UoM (pc)	2	200	2	180

Mini Sumo® - 130x60 - 21

With aluminium profile. Complete with fixing screws.
D130 mm x H60 mm.




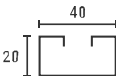







Model	L255 mm	L410 mm	L560 mm	L960 mm	L1160 mm	Color	
Europe code	1309-0104-01	1309-0106-01	1309-0108-01	1309-0112-01	1309-0114-01		black
Factory code	6868-125-01	6868-145-01	6868-156-01	6868-196-01	6868-1116-01		
Length	255 mm	410 mm	560 mm	960 mm	1160 mm		
Width	130 mm	130 mm	130 mm	130 mm	130 mm		
Height	60 mm	60 mm	60 mm	60 mm	60 mm		
Load	150 kg	250 kg	460 kg	620 kg	620 kg		
Bolt thread	M10	M10	M10	M10	M10		
Bolt head	Hexagon	Hexagon	Hexagon	Hexagon	Hexagon		
Profile							
Box and Pallet							
UoM (pc)	2 240	2 120	2 120	2 60	2 60		

RUBBER SUPPORT

Mini Sumo® - 130x60 - 40

With aluminium profile. Complete with fixing screws.
D130 mm x H60 mm.



Model	L255 mm		L410 mm		L560 mm		Color	
Europe code	1309-0204-01		1309-0206-01		1309-0208-01			black
Factory code	6868-125-04		6868-145-04		6868-156-04			
Length	255 mm		410 mm		560 mm			
Width	130 mm		130 mm		130 mm			
Height	60 mm		60 mm		60 mm			
Load	150 kg		250 kg		460 kg			
Bolt thread	M10		M10		M10			
Bolt head	Hammer		Hammer		Hammer			
Profile								
Box and Pallet								
UoM (pc)	2	240	2	120	2	120		

Sumo® XT - 190x95 - 40

With aluminium profile. Complete with fixing screws and spirit level for correct positioning. W190 mm x H95 mm.











Model	L240 mm	L400 mm	L600 mm	L1000 mm	L1200 mm	Color	
Europe code	1306-0216-01	1306-0205-01	1306-0209-01	1306-0213-01	1306-0215-01		black
Factory code	6868-024-04XT	6868-040-04XT	6868-060-04XT	6868-100-04XT	6868-120-04XT		
Length	240 mm	400 mm	600 mm	1000 mm	1200 mm		
Width	190 mm	190 mm	190 mm	190 mm	190 mm		
Height	95 mm	95 mm	95 mm	95 mm	95 mm		
Load	160 kg	260 kg	470 kg	650 kg	650 kg		
Bolt thread	M10	M10	M10	M10	M10		
Bolt head	Hammer	Hammer	Hammer	Hammer	Hammer		
Profile							
Box and Pallet							
UoM (pc)	2 240	2 144	2 96	2 48	2 48		

Sumo® profile coupling - Profile 41x41

Feet for standard 41x41 profiles made from recycled rubber, designed to provide stable support, vibration damping, and durability in various installation environments.







Model	L250 mm		L450 mm		L600 mm		L1000 mm		Color	black
Europe code	1303-0403-01		1303-0407-01		1303-0409-01		1303-0413-01			
Factory code	6868-025-07		6868-045-07		6868-060-07		6868-100-07			
Measures	L250 mm		L450 mm		L600 mm		L1000 mm			
Weight / Load Capacity	110		210		310		510			
Box and Pallet										
UoM (pc)	4	240	2	120	2	120	2	60		



Baby Sumo®

Mini anti-vibration ground support in recycled anti-UV rubber for outdoor units.



Model	Male Thread		Female Thread		black
Europe code	1314-0601-01		1314-0501-01		
Factory code	6868-245-01		6868-245-01F		
Measures	100x100xH100 mm		100x100xH100 mm		
Load	140 kg		140 kg		
Thread	M10 male		M10 female		
Box and Pallet					
UoM (pc)	4	488	4	488	

RUBBER SUPPORT



Sumo® FT











Adjustable in height, L160 mm x H120-200 mm

Model	L160 x H120-200 mm		
Europe code	1307-0702-01		black
Factory code	6868-016-4FT		
Measures	160x160xH120 - 200 mm		
Load	140 kg		
Thread	M10 male		
Box and Pallet			
UoM (pc)	4	480	

Sumo® block - 160x110

Riser for elevating outdoor units, compatible with Sumo® and Sumo® LC. Designed to provide additional height where needed, ensuring proper clearance and system efficiency.









Model	L250 mm	L450 mm	L600 mm	L1000 mm	L1200 mm	Color	
Europe code	1310-0003-01	1310-0007-01	1310-0009-01	1310-0013-01	1310-0015-01	black	
Factory code	6868-025-S	6868-045-S	6868-060-S	6868-100-S	6868-120-S		
Length	L250 mm	L450 mm	L600 mm	L1000 mm	L1200 mm		
Dimensions	160xH110 mm	160xH110 mm	160xH110 mm	160xH110 mm	160xH110 mm		
Load	160 kg	260 kg	470 kg	630 kg	630 kg		
Compatible with Europe code	1303-0103-01 1303-0203-01	1303-0107-01 1303-0207-01 1302-0107-02 1302-0207-01	1303-0109-01 1303-0209-01 1302-0109-02 1302-0209-01	1303-0113-01 1303-0213-01 1302-0113-01 1302-0213-01	1303-0115-01 1303-0215-01		
Box and Pallet	 	 	 	 	 		
UoM (pc)	2 240	2 120	2 120	2 60	2 60		

Sumo® XT block - 190x125

Riser for elevating outdoor units, compatible with Sumo® XT. Designed to provide additional height where needed, ensuring proper clearance and system efficiency.

















Model	L600 mm	L1000 mm	L1200 mm	Color	
Europe code	1311-0009-01	1311-0013-01	1311-0015-01	black	
Factory code	6868-060-SXT	6868-100-SXT	6868-120-SXT		
Length	L600 mm	L1000 mm	L1200 mm		
Dimensions	190xH125 mm	190xH125 mm	190xH125 mm		
Load	230 kg	280 kg	280 kg		
Compatible with Europe code	1306-0209-01	1306-0213-01	1306-0215-01		
Box and Pallet	 	 	 		
UoM (pc)	2 80	2 48	2 48		



Kick anti-vibration mat

Density: 500/800 Kg/m³.

Model	330x330x10	500x500x10	1000x1000x10	330x330x20	500x500x20	1000x1000x20	Color		
Europe code	1507-0548-02	1507-0547-02	1507-0547-03	1507-0548-01	1507-0546-01	1507-0547-01	black		
Factory code	6868-501-33	6868-501-05	6868-501-10	6868-500-33	6868-500-05	6868-500-10			
Measures	330x330 mm	500x500 mm	1000x1000 mm	330x330 mm	500x500 mm	1000x1000 mm			
Thickness	10 mm	10 mm	10 mm	20 mm	20 mm	20 mm			
Box and Pallet	 	 	 	 	 	 	 		
UoM (pc)	11080	1480	1120	1540	1240	160			

RUBBER SUPPORT

CONDENSATE MANAGEMENT

Condensate management is a crucial aspect of maintaining HVAC systems. Proper handling of condensate prevents water damage, protects equipment, and ensures optimal system performance. Without effective management, excessive moisture can lead to corrosion, mold growth, and increased maintenance costs.

Innovative condensate management solutions provide reliable performance while requiring minimal effort for installation and maintenance. These systems are designed to efficiently collect, transport, and dispose of condensate, ensuring the safe operation of HVAC units in various environments.

Key features like durable components, compact designs, and ease of integration make these solutions an essential part of HVAC installations.

**ARE YOU
INTERESTED?
SCAN ME**



Technical data

Made of rigid, shockproof, UV-stabilized fire resistant PVC

High-quality performance, usable from -20°C / -4°F to +60°C / 140°F in a static position

Acquaring®

The innovative Acquaring® line of fittings has been specifically engineered to provide maximum ease of installation and long-lasting hydraulic sealing performance. Each component is equipped with integrated O-rings, which eliminate the need for additional sealing materials and significantly reduce installation time and the risk of leakage. This advanced design ensures consistent, reliable connections even under demanding operating conditions, making Acquaring® the ideal solution for condensate drain management.


Rigid premium gasket connections







Rigid Premium Glue Connections is a high-quality range of accessories for rigid PVC condensate drain pipes. Used with dedicated PVC adhesive, it ensures a strong, durable, and weather-resistant bond. Precision-engineered for a perfect fit, it's ideal for professional installations where reliability and performance matter.

Rigid Drain Pipe

Made of rigid, self-extinguishing PVC

Pipes must be chamfered and deburred before insertion into fittings to ensure proper connection.
Specifically designed for use with air conditioning condensate drainage systems operating without pressure.



Model	ø 20mm	ø 25mm	ø 32mm		
Europe code	1402-0305-01	1402-0405-01	1402-0505-01		white
Factory code	9903-001-08	9904-001-08	9905-001-08		
Europe code	1402-0311-01				black
Factory code	0513.00001.031				
Length	2 m	2 m	2 m		
External diameter	20 mm	25 mm	32 mm		
Box and Pallet	 	 	 		
UoM (m)	30 white 100 black	3630 white 4000 black	18 2178	10 1210	

ACQUARING®

O-RING CONNECTIONS









Introducing the Acquaring® accessory range, designed for rigid condensate drain pipes. Thanks to integrated O-ring technology, it ensures fast, secure connections without the need for glue. The O-ring guarantees a reliable seal, preventing leaks and improving long-term performance. Acquaring® simplifies installation and maintenance while offering a clean, professional finish. Ideal for residential, commercial, and industrial HVAC applications.



90° Connection







Thanks to integrated O-ring technology, it ensures fast, secure connections without the need for glue

Model	ø 20mm	ø 25mm	ø 32mm	Color	
Europe code	1405-1105-06	1405-1205-06	1405-1305-06		white
Factory code	2014 COR	2514 COR	3214 COR		
Europe code	1405-1111-01				black
Factory code	2014 COR-B				
Box and Pallet	 	 	 		
UoM (pc)	20 8000	20 4800	20 3040		

45° Connection

Thanks to integrated O-ring technology, it ensures fast, secure connections without the need for glue









Model	ø 20mm		ø 25mm		ø 32mm		Color	
Europe code	1405-1105-07		1405-1205-07		1405-1305-07			white
Factory code	2013 AOR		2513 AOR		3213 AOR			
Europe code	1405-1111-02							black
Factory code	2013 AOR-B							
Box and Pallet								
UoM (pc)	20	8000	20	4800	20	3840		

T-connection

Thanks to integrated O-ring technology, it ensures fast, secure connections without the need for glue









Model	ø 20mm		ø 25mm		ø 32mm		Color	
Europe code	1405-1105-08		1405-1205-08		1405-1305-08			white
Factory code	2015 DOR		2515 DOR		3215 DOR			
Europe code	1405-1111-03							black
Factory code	2015 DOR-B							
Box and Pallet								
UoM (pc)	20	4800	20	3040	20	2280		

Extension

Thanks to integrated O-ring technology, it ensures fast, secure connections without the need for glue









Model	ø 20mm		ø 25mm		ø 32mm		Color	
Europe code	1405-1105-09		1405-1205-09		1405-1305-09			white
Factory code	2012 MOR		2512 MOR		3212 MOR			
Europe code	1405-1111-04							black
Factory code	2012 MOR-B							
Box and Pallet								
UoM (pc)	20	8000	20	4800	20	4800		

Rigid-flexible connector

Used to connect spiraled or corrugated pipes (al dimension)









Model	ø 20mm		ø 25mm		ø 32mm		Color	
Europe code	1405-0305-06		1405-0405-07		1405-0505-07			white
Factory code	2006 FR		2506 FR		3206 FR			
Box and Pallet								
UoM (pc)	20	8000	20	8000	20	8000		

Clip

For fixing the rigid drain pipe to the wall







Model	ø 20mm		ø 25mm		ø 32mm		Color	
Europe code	1405-0305-01		1405-0405-01		1405-0505-01			white
Factory code	9903-107-00		9904-107-00		9905-107-00			
Europe code	1405-0311-03							black
Factory code	0513.00004.031							
Box and Pallet								
UoM (pc)	30 white 500 black	13440 white 32000 black	30	13440	30	13440		

Reducer

Used to connect spiraled or corrugated pipes (al dimension)



Model	ø 25-20mm		ø 32-25mm		Color		
Europe code	1405-1205-10		1405-1305-10			white	
Factory code	2520 RR		3225 RR				
Box and Pallet	<div></div>		<div></div>				
UoM (pc)	208000		204800				

RIGID PREMIUM GASKET CONNECTIONS

Introducing the Rigid Premium Gasket Connections range, a high-quality line of accessories for rigid PVC condensate drain pipes. Designed to be used in combination with dedicated PVC adhesive, this system ensures maximum strength and durability.

Ideal for demanding environments, it offers exceptional resistance to even the harshest weather conditions. Each component is engineered for a precise fit, guaranteeing a secure and long-lasting bond.







Perfect for professional-grade installations where reliability is critical.

Rigid Premium Glue Connections deliver performance, strength, and a clean, professional finish.



45° bend







Designed to be used in combination with dedicated PVC adhesive

Model	ø 20mm		ø 25mm		ø 32mm		Color	
Europe code	1405-1105-01		1405-1205-01		1405-1305-01			white
Factory code	9903-101-08		9904-101-08		9905-101-08			
Diameter	20 mm		25 mm		32 mm			
Box and Pallet								
UoM (pc)	30	4800	30	4800	30	2340		



90° bend







Designed to be used in combination with dedicated PVC adhesive


Model	ø 20mm		ø 25mm		ø 32mm		Color	
Europe code	1405-1105-02		1405-1205-02		1405-1305-02			white
Factory code	9903-102-08		9904-102-08		9905-102-08			
Diameter	20 mm		25 mm		32 mm			
Box and Pallet								
UoM (pc)	30	4800	30	4800	30	2340		



Female to Female sleeve





Designed to be used in combination with dedicated PVC adhesive


Model	ø 20mm		ø 25mm		ø 32mm		Color	
Europe code	1405-1105-03		1405-1205-03		1405-1305-03			white
Factory code	9903-103-08		9904-103-08		9905-103-08			
Diameter	20 mm		25 mm		32 mm			
Box and Pallet	 		 		 			
UoM (pc)	304800		304800		304800			



Male to Female sleeve







Designed to be used in combination with dedicated PVC adhesive

Model	M25-F20mm		M32-F20-F25mm		Color	
Europe code	1405-0005-01		1405-0005-02			white
Factory code	9903-104-08		9904-104-08			
Diameter	M25-F20 mm		M32-F20-F25 mm			
Box and Pallet	<div><div></div><div></div></div>		<div><div></div><div></div></div>			
UoM (pc)	304800		304800			



T-connector







Designed to be used in combination with dedicated PVC adhesive

Model	ø 20mm		ø 25mm		ø 32mm		Color	
Europe code	1405-1105-04		1405-1205-04		1405-1305-04			white
Factory code	9903-105-08		9904-105-08		9905-105-08			
Diameter	20 mm		25 mm		32 mm			
Box and Pallet								
UoM (pc)	30	4800	30	4800	30	2340		



Fitting for preset boxes



Designed to be used in combination with dedicated PVC adhesive

Model	ø 20mm		ø 25mm		ø 32mm		Color	
Europe code	1405-1105-05		1405-1205-05		1405-1305-05			white
Factory code	9903-106-08		9904-106-08		9905-106-08			
Diameter	20 mm		25 mm		32 mm			
Box and Pallet								
UoM (pc)	30	4800	30	4800	30	4800		

Henkel tangit glue for pvc

PVC specific adhesive, creates a super strong bond between pipes and accessories



Model	PVC glue		Color
Europe code	1703-2500-01		<div></div> transparent
Factory code	4000 TG		
Box and Pallet	<div></div>	<div></div>	
UoM (pc)	12	***	

Reamer

A clever tool to deburr the pipes before connections


















Model	Reamer		Color	
Europe code	1703-2300-01			red
Factory code	A-600-001			
Diameter	20-25-32 mm			
Box and Pallet	<div></div>			
UoM (pc)	<div>1200</div>			

Condensation hose Connection Soft-Rigid (CCSR)

We recommend the use of hose clamps (not supplied) to ensure watertightness



Model	ø 16mm		ø 18mm		ø 20mm		ø 25mm		ø 32mm		Color	
Europe code	1405-0101-01											yellow
factory code	0514.00001.022											
Europe code			1405-0202-01									red
factory code			0514.00002.022									
Europe code					1405-0303-01							blue
factory code					0514.00003.022							
Europe code							1405-0409-01					green
factory code							0514.00004.022					
Europe code									1405-0508-01			white
Factory code									0514.00005.022			
External Ø	14 / 16 / 18 / 20 mm		14 / 16 / 18 / 20 mm		14 / 16 / 18 / 20 mm		14 / 16 / 18 / 20 mm		14 / 16 / 18 / 20 mm			
Internal Ø	16 mm		18 mm		20 mm		25 mm		32 mm			
Box and Pallet												
UoM (pc)	300	9600	300	9600	300	9600	300	9600	300	9600		

Sifon for rigid drain pipe



Avoids bad smells

Can be installed vertically and horizontally

Various connection combinations possible

Inspectable






Model	Siphon 20-16/18 mm		Color	
Europe code	1405-1005-01			white
Factory code	0514.00007.022			
External Ø	20 mm			
Internal Ø	16 - 18 mm			
Box and Pallet				
UoM (pc)	20	1280		

RedBox 2 litres condensate pump

The DiversiTech RedBox 2 Litre Tank Pump is a condensate tank pump with a flow rate of 280 LPH and a lift of 5.1 metres. This pump has metal mounting tabs which allows the tank to be screwed to the wall. The universal power lead makes the pump easy to install, service and retrofit. The unique LED indicators highlight when the pump has power, is running and when the high level alarm has been activated.



Model	RedBox 2l		Color
Europe code	1410-2621-01		<div>black/red</div>
Factory code	0514.00001.00		
Dimension	170x150x300 mm		
Tank cap	2 l		
Max lift	5,1 m		
Discharge diameter	3/8" & 1/4"		
Power	60 W		
Tension	230 V (50 Hz)		
Current	1 A		
Box and Pallet			
UoM (pc)	1	96	

Transparent 6-9 Drain Hose

Connects to condensate water removal pumps



Model	6-9mm		Color	
Europe code	1404-0606-01			transparent
Factory code	0511.00201.033			
External Ø	9mm			
Internal Ø	6mm			
Box and Pallet				
UoM (m)	50	5000		

Spiralated pipe smooth inside



Model	16 mm	18 mm	20 mm	Color	
Europe code	1401-0105-01	1404-0205-04	1401-0305-01		white
Factory code	0016 TU	0018 TU	0020 TU		
Box and Pallet					
UoM (m)	30 4860	30 4320	30 4320		

Corrugated hose

Equipped with two pre-breakable Ø20 mm side outlets and reduction for Ø16-18 mm pipes. Complete with "Fix Jig" to be anchored to the bottom of the box and useful for fixing the air conditioner jig. Made in polypropylene, ideal for wall installation.



Model	16-18 mm	17-20 mm	16-18-20 mm	Color	
Europe code	1406-0805-01	1406-0905-01	1406-1005-02		white
Factory code	9899-051-01	9899-050-01	9899-057-01		
Diameter	16-18 mm	17-20 mm	16-18-20 mm		
Box and Pallet					
UoM (m)	50 2000	50 1400	50 700		

Corrugated Drain Hose

Connects to Ø 16, 18 and 20mm. With regular cut marks. Made in LDPE for maximum flexibility.







Model	16-18-20 mm	Color	
Europe code	1406-1005-01		white
Factory code	0511.00301.033		
Box and Pallet			
UoM (m)	50 4500		

Red double extruded corrugated hose

Bi-extruded anti-crush corrugated drain hose (double layer of material). Highly resistant hose with safety against micro-punctures. Maximum safety for under wall installation. Specially designed to resist the acidic condensation produced by condensing boilers. Excellent flexibility. Complete with 10 seals.

Operating temperature: -30 °C to +75 °C.







Model	16-18 mm		17-20 mm	
Europe code	1406-0803-01		1406-0903-01	
Factory code	9899-059-01		9899-055-01	
Diameter	16-18 mm		17-20 mm	
Box and Pallet	 		 	
UoM (pc)	50 2000		50 1400	

Red double extruded corrugated hose

Bi-extruded anti-crush corrugated drain hose (double layer of material). Highly resistant hose with safety against micro-punctures. Maximum safety for under wall installation. Specially designed to resist the acidic condensation produced by condensing boilers. Excellent flexibility. Complete with 10 seals.

Operating temperature: -30 °C to +75 °C.









Model	16-18 mm		17-20 mm	
Europe code	1406-0802-01		1406-0902-01	
Factory code	9899-058-01		9899-056-01	
Diameter	16-18 mm		17-20 mm	
Box and Pallet	 		 	
UoM (pc)	50 2000		50 1400	



Three-way fitting







Three-way connector with two female inputs and one male output. Complete with two seals.

Model	F16-M20 mm		F18-M18 mm		F24-M20 mm		Color	
Europe code	1404-0005-08		1404-0005-09		1404-0005-01			white
Factory code	9899-060-01		9899-061-01		9899-062-01			
Diameter	F20-M20 mm		F18-M18 mm		F24-M20 mm			
Box and Pallet								
UoM (pc)	30	4800	30	4800	30	4800		

Reduction

Reduction complete with two seals.



Model	F24-M20 mm		F20-M25 mm		F20-M320 mm		Color	
Europe code	1404-0005-02		1404-0005-03		1404-0005-04			white
Factory code	9899-066-01		9899-067-01		9899-068-01			
Diameter	F24-M20 mm		F20-M25 mm		F20-M32 mm			
Box and Pallet								
UoM (pc)	30	4800	30	4800	30	4800		

Reparation fitting FØ24-FØ24 mm

Coupling to easily repair any point of the corrugated drain hose. Complete with four seals



Model	F24-F24 mm	
Europe code	1404-0005-10	
Factory code	9899-070-01	
Diameter	F24-F24 mm	
Box and Pallet		
UoM (pc)	30 4800	

Flex-rigid coupling fitting FØ20-FØ24 mm

Coupling to connect the rigid tube to the corrugated drain hose. Complete with two seals.







Model	F20-F24 mm	
Europe code	1404-0005-05	
Factory code	9899-071-01	
Diameter	F20-F24 mm	
Box and Pallet		
UoM (pc)	30 4800	

Spiral hose fitting - sheath

To connect a rigid tube or the outlet of the embedding box to the coiled drain hose.









Model	16-20 mm		20-20 mm	
Europe code	1404-0005-11		1404-0305-04	
Factory code	9899-073-01		9899-073-01N	
Diameter - in	16 mm		20 mm	
Diameter - out	20 mm		20 mm	
Box and Pallet	 		 	
UoM (pc)	30 4800		30 4800	

Spiral hose fitting - 90° bend

90° elbow for coiled drain hose.







Model	16 mm		18 mm		20 mm		Color	
Europe code	1404-0105-03		1404-0205-03		1404-0305-03			white
Factory code	9899-047-01		9899-049-01		9899-048-01			
Diameter	16 mm		18 mm		20 mm			
Box and Pallet								
UoM (pc)	25	11200	25	11200	25	11200		

Spiral hose fitting - central three-way

Central three-way fitting for coiled drain hose.







Model	16 mm		20 mm	
Europe code	1404-0105-01		1404-0305-01	
Factory code	9899-040-01		9899-041-01	
Diameter	16 mm		20 mm	
Box and Pallet	 		 	
UoM (pc)	30 4800		30 4800	

Spiral hose fitting - male sleeve

Male sleeve fitting for coiled drain hose.









Model	16 mm		20 mm	
Europe code	1404-0105-04		1404-0305-02	
Factory code	9899-045-01		9899-046-01	
Diameter	16 mm		20 mm	
Box and Pallet	 		 	
UoM (pc)	30 13440		30 13440	



Spiral hose fitting - T-connector







Can be used to connect two coiled drain hoses.

Model	16 mm		18 mm		20 mm		Color	
Europe code	1404-0105-02		1404-0205-02		1404-0305-05			white
Factory code	9899-042-01		9899-044-01		9899-043-01			
Diameter	16 mm		18 mm		20 mm			
Box and Pallet	 		 		 			
UoM (pc)	2511200		2511200		2511200			



Spiral hose fitting - Y-connector







Simple Y-fitting that can be used to connect two coiled drain hoses.

Model	16 mm		18 mm		20 mm		Color	
Europe code	1404-0105-05		1404-0205-01		1404-0305-06			white
Factory code	9899-042-01-Y		9899-043-01-Y		9899-044-01-Y			
Diameter - in/out	16 mm		18 mm		20 mm			
Box and Pallet								
UoM (pc)	25	11200	25	11200	25	4000		





Spiral hose fitting - reduced-connector

Central three-way fitting for coiled drain hose.

Model	16 mm		18 mm		20 mm		Color	
Europe code	1404-0005-12		1404-0005-13		1404-0005-14			white
Factory code	9899-045-01-Y		9899-046-01-Y		9899-047-01-Y			
Diameter - in	18 mm		20 mm		20 mm			
Diameter - out	2x16 mm		2x16 mm		2x18 mm			
Box and Pallet								
UoM (pc)	25	11200	25	11200	25	4000		



"Y" joint for Ø 16-18 spiralated pipe and for corrugated pipe.



Model	Type	Color	
Europe code	1404-1006-02		white
Factory code	0021 GY		
Diameter - in/out	16-18 mm		
Box and Pallet	 		
UoM (pc)	204800		

Universal joint for Ø 16-18-20 spiralated pipe and for corrugated pipe.





Model	Type	Color	
Europe code	1404-1006-03		transparent
Factory code	0022 YU		
Diameter - in/out	16-18-20 mm		
Box and Pallet	 		
UoM (pc)	204800		

"T" joint



"T" Joint used for condensate drain pipes. It could be used with spiralated pipes Ø16, Ø18, Ø20 and with corrugated pipes Ø16, Ø20.



Model	Type	Color	
Europe code	1404-1006-05		transparent
Factory code	0025 GT		
Rigid pipe Ø	16-20 mm		
Corrugated pipe Ø	16-18-20 mm		
Box and Pallet	 		
UoM (pc)	204800		



Linear joint



Model	Type	Color	
Europe code	1404-1006-04		transparent
Factory code	0023 GL		
Box and Pallet	 		
UoM (pc)	208000		

Condensation connect Y





Model	Type	Color	
Europe code	1404-1005-02		white
Factory code	0511.00003.022		
Connections	Top: 2xØ20 mm Bottom: 1xØ18 mm		
Box and Pallet	 		
UoM (pc)	2009600		

Spiral hose fitting - Y-connector

Siphon made of rigid and transparent PVC, used to avoid problem of bad odours coming back from drain condensate pipe. Thanks to its dimension could be places inside duct also.











Model	Type	Color	
Europe code	1404-1006-01		transparent
Factory code	0024 SF		
Diameter - in/out	16-18-20 mm		
Box and Pallet	 		
UoM (pc)	102400		

"Ebox" preset box

Product details: singly packed into carton box. On packaging is present one carton cover protection to be used during wall construction. Package contents: plastic box, condensation tank and finiture cover.





Model	Ebox 43 Horizontal		Ebox 53 Horizontal		Ebox 43 Vertical		Ebox 53 Vertical		Color	
Europe code	1403-1405-01		1403-1505-01		1403-1405-02		1403-1505-02			white
Factory code	0012 EBO		0014 EBO		0013 EBV		0015 EBV			
Dimensions	430x95x65		530x95x65		430x95x65		530x95x65			
Outlet direction	Horizontal		Horizontal		Vertical		Vertical			
Box and Pallet										
UoM (pc)	20	400	20	400	25	500	20	400		

"Predisplit" preset box

This is the first box with a pouch specifically designed for air conditioner installation. Thanks to its patents, it doesn't require reinforcement bars, as the lid features strong plates for securing the unit's template. Its durable material withstands wall installation stress, and the drip tray eliminates the need for replacement even if damaged. Since 1996, it has seen continuous improvements, ensuring its success and widespread use





Model	PB300	Color	
Europe code	1403-1805-01		white
Factory code	PB 300		
Dimensions	540x135x55		
Box and Pallet			
UoM (pc)	15	300	

"Freestop" preset box

- The Freestop system is equipped with an O-ring seal against bad odours and a special cover to prevent the pipes from interfering with float operation. The protection grille is a barrier against impurities.
- As the condensate water level rises, the float automatically rises allowing the liquid to flow out.
- When draining is complete, the Freestop system automatically lowers and hermetically closes the drain.





Model	Freestop		
Europe code	1403-1920-01		white
Factory code	9899-220-01		
Measures	L430xH130xD65 mm		
Box and Pallet			
UoM (pc)	24	384	

"Papibox" preset box

Suitable for all installations thanks to the removable flaps. The special shape of the flaps allows them to be moved horizontally or vertically until they are in the perfect position before they are finally fixed in place

It has been designed especially for wooden houses or plasterboard walls, therefore with increased thickness. Complete with reversible condensate drip tray.





Model	Papibox		
Europe code	1403-2018-01		white
Factory code	9899-420-01		
Measures	L375xH85xP64 mm		
Box and Pallet			
UoM (pc)	30	480	

"Climabox" preset box

Equipped with two pre-breakable Ø20 mm side outlets and reduction for Ø16-18 mm pipes. Complete with "Fix Jig" to be anchored to the bottom of the box and useful for fixing the air conditioner jig.





Model	Climabox		
Europe code	1403-1914-01		white
Factory code	9899-001-01		
Measures	L430xH130xD65 mm		
Box and Pallet			
UoM (pc)	24	384	

"Universal" preset box

Characterised by a Ø20-16 mm side outlet. Complete with tilted reversible drip tray for condensate drainage.




Model	Universal		
Europe code	1403-2215-01		white
Factory code	9899-002-01		
Measures	L485xH125xD60 mm		
Box and Pallet			
UoM (pc)	30	480	

"Freebox" preset box

Characterised by a Ø16-20 mm side outlet, complete with "Fix Jig" to be anchored to the bottom of the box and useful for fixing the air conditioner jig. It has more compact dimensions for use in thin walls, such as plasterboard. Complete with tilted reversible drip tray for condensate drainage.





Model	Freebox	
Europe code	1403-2317-01	white
Factory code	9899-006-01	
Measures	L380xH120xD55 mm	
Box and Pallet		
UoM (pc)	30	480

"Pluvia Box" preset box

Equipped with two pre-breakable Ø20 mm side outlets and reduction for Ø16-18 mm pipes. Complete with "Fix Jig" to be anchored to the bottom of the box and useful for fixing the air conditioner jig.



Model	Pluvia Box	
Europe code	1403-2516-02	white
Factory code	9899-008-01	
Measures	L500xH170xP65 mm	
Box and Pallet		
UoM (pc)	18	288



"Pluviastop Box" preset box

The Freestop system is equipped with an O-ring seal against bad odours and a special cover to prevent the pipes from interfering with float operation. The protection grille is a barrier against impurities.

As the condensate water level rises, the float automatically rises allowing the liquid to flow out.





When draining is complete, the Freestop system automatically lowers and hermetically closes the drain.



Model	Pluviastop Box	
Europe code	1403-2516-01	white
Factory code	9899-009-01	
Measures	L500xH170xP65 mm	
Box and Pallet		
UoM (pc)	18	288







Condensate drip tray in electro-galvanized steel

Model	Small drip tray		Medium drip tray		Color	
Europe code	1408-1612-02		1408-1712-01			white
Factory code	VS 110		VS 210			
Europe code	1408-1613-02		1408-1713-01			black
Factory code	VS 110N		VS 210N			
Dimensions	800x340 mm		1000x420 mm			
Box and Pallet	<div></div>		<div></div>			
UoM (pc)	145		127			





Condensate drip tray hangers in electro-galvanized steel



Model	Small drip tray hanger		Medium drip tray hanger		Color		
Europe code	1408-1612-01		1408-1712-02			white	
Factory code	VS 120		VS 220				
Europe code	1408-1613-01		1408-1713-02			black	
Factory code	VS 120N		VS 220N				
Dimensions	340 mm		420 mm				
Box and Pallet							
UoM (pc)	10	600	50	300			

Floor support with condensate drip tray housing in electro-galvanized steel



Model	Small floor supports		Medium floor supports		Color	
Europe code	1503-0120-01		1503-0121-01			white
Factory code	VS 140		VS 240			
Europe code	1503-0120-02		1503-0121-02			black
Factory code	VS 140N		VS 240N			
Dimensions	350x140 mm		440x140 mm			
Box and Pallet	<div></div>		<div></div>			
UoM (pc)	1170		1170			

Condensation Trays

Tray for the collection of condensation water





Made from rigid UV-stabilized plastics (no rust)

Adjustable arm fixation

Moulded water outlet for Ø 16 mm, 18 mm and 20 mm.

Connects to standard drain pipes and drain hoses







Model	790x390 mm		940x420mm		Color	
Europe code	1408-1605-01		1408-1705-01			white
Factory code	0509.00001.032		0509.00002.031			
Length (A)	790mm		940mm			
Width (B)	390mm		420mm			
Box and Pallet	<div></div> <div></div>		<div></div> <div></div>			
UoM (pc)	175		170			

Condensate drip tray kit

Universal HIPS condensate drip tray kit, complete with coupling brackets. Adaptable to any bracket or support.







Model	790x390 mm		940x420mm		Color
Europe code	1408-0005-03		1408-0005-01		white
Factory code	9899-098-01S		9899-099-01S		
Length (A)	790mm		940mm		
Width (B)	390mm		420mm		
Box and Pallet	<div><div></div><div></div></div>		<div><div></div><div></div></div>		
UoM (pc)	1	90	1	26	

Condensate drip tray kit

Universal HIPS condensate drip tray kit, complete with coupling brackets, heater and thermostat.

Adaptable to any bracket or support.



Model	790x390 mm		940x420mm		Color
Europe code	1408-0005-04		1408-0005-02		white
Factory code	9899-098-01-RES		9899-099-01-RES		
Length (A)	790mm		940mm		
Width (B)	390mm		420mm		
Box and Pallet	<div></div>		<div></div>		
UoM (pc)	1	90	1	26	

Drain kit

Drain kit for condensate drip trays.





Adaptable to all market standards.

Consisting of:

Waste drain valve with hook;

Seals and caps.




Model	19mm		32mm	
Europe code	1400-0005-01		1400-0005-02	
Factory code	C9899-01		C9899-32	
Diameter	19 mm		32 mm	
Box and Pallet	 		 	
UoM (pc)	10 4480		10 4480	

Evaporation box

The water is evaporated by exploiting the heat and ventilation produced by the outdoor unit.



Model	EVABOX	
Europe code	1400-0005-03	
Factory code	0027 EB	
Outdoor air temp (min.)	33°C	
Internal air temp	25°C	
Box and Pallet		
UoM (pc)	10	60

PLUMBING & FIXING



Within these pages, you will discover a curated range of high-quality products designed to meet the demanding needs of modern building systems. While we proudly feature a diverse array of solutions, this introduction specifically highlights the exceptional offerings from Gia for the plumbing sector. Gia's commitment to innovation and reliability ensures that professionals can depend on their components for robust and efficient installations.

Furthermore, we recognize the critical role of secure and dependable connections in air conditioning systems. To that end, we also showcase the Rapid-O™ line of brass fittings, specifically engineered for coated copper tubes used in air conditioning installations. Rapid-O™ fittings provide a swift and reliable connection solution, ensuring the integrity and longevity of your HVAC systems.

Explore the following sections to find the specific Gia plumbing products and Rapid-O™ fittings that best suit your project requirements. We are confident that our selection will provide you with the quality and performance you expect.

**ARE YOU
INTERESTED?
SCAN ME**



Flip system

FLIP SYSTEM is one of the masterpieces of GIA's production, a patented fixing system that is made up of fast locking pipe clamps that are suitable for any kind of pipe lines. When compared to traditional pipe clamps, Flip ones prove to significantly reduce noise spread in the drainage system while liquids flow.

What also makes the difference in these pipe clamps is their locking system as it makes installation extremely quick and easy. FLIP pipe clamps are indeed designed in order to be closed simply by fingers pressure, with no tools needed.

After installation - if necessary - the pipe clamp can even be opened again and removed, or adjusted once more. To do so the installer can use the specific "Apriflip" extracting tool to easily open the pipe clamp. It takes two simple moves: insert the pins in the two holes set at the sides of the upper part of the pipe clamp, then pull it out.

Otherwise - using the same extracting technique - FLIP can be opened by using two cross screwdrivers with a 3 mm diameter.

Rapid-o

Rapid-O™ offers a full range of high-quality fittings, the fastest and easiest way to connect copper refrigeration pipes. They are not only fast and easy to use, but also reusable and durable. Thanks to our unique fittings you'll get the job done up to 90 % faster than other methods, which makes better and faster than the traditional ways of connecting copper pipes.



FLIP1

Fast locking pipe clamp with fixing system



Model	FLIP1 3/8"	FLIP1 1/2"	FLIP1 3/4"	FLIP1 1"	FLIP1 1/4"	FLIP1 1/2"	FLIP1 2"	FLIP1 2 1/2"	FLIP1 3"
Europe code	9999-1801-05	9999-1801-10	9999-1801-15	9999-1801-20	9999-1801-25	9999-1801-30	9999-1801-35	9999-1801-40	9999-1801-45
Factory code	180105	180110	180115	180120	180125	180130	180135	180140	180145
Thread	M8	M8	M8	M8	M8	M8/ M10	M8/ M10	M8/ M10	M8/ M10
Box and pack									
UoM (pc)	2 100	2 100	2 60	2 60	2 50	2 50	2 40	2 30	2 20

FLIP R

Flat fast locking pipe clamp



Model	FLIP 3/8"	FLIP 1/2"	FLIP 3/4"	FLIP 1"	FLIP 1 1/4"	FLIP 1 1/2"	FLIP 2"	FLIP 2 1/2"	FLIP 3"
Europe code	9999-1804-05	9999-1804-10	9999-1804-15	9999-1804-20	9999-1804-25	9999-1804-30	9999-1804-35	9999-1804-40	9999-1804-45
Factory code	180405	180410	180415	180420	180425	180430	180435	180440	180445
Box and pack									
UoM (pc)	2 100	2 100	2 60	2 60	2 50	2 50	2 40	2 30	2 20

FLIP SI

Super soundproof fast locking pipe clamp







Model	FLIP SI 90 (84-90)	FLIP SI 110 (100-110)	FLIP SI 125 (125-135)
Europe code	9999-1808-45	9999-1808-50	9999-1808-55
Factory code	180845	180850	180855
Box and pack			
UoM (pc)	1 20	1 15	1 15

SUV

Telescopic bracket for expansion vessels





Model	SUV 3/4"	SUV 1"
Europe code	9999-0755-10	9999-0755-20
Factory code	075510	075520
Size	3/4"	1"
Standard	UNI EN 14528:2018	UNI EN 14528:2018
Box and pack	 ***	 ***
UoM (pc)	 10	 10

SUV 2

Telescopic bracket with brass connection for expansion vessels





Model	SUV 2
Europe code	9999-0755-25
Factory code	075525
Size	3/4" - Certified brass DM174*
Standard	UNI EN 14528:2018
Box and Pallet	 
UoM (pc)	1 8

SUV 3

Telescopic bracket with brass connection for expansion vessels





Model	SUV 3
Europe code	9999-0755-30
Factory code	075530
Size	3/4" - Certified brass DM174*
Standard	UNI EN 14528:2018
Box and Pallet	 
UoM (pc)	1 8

APRIFLIP

FLIP opening tool



Model	AFLIP
Europe code	9999-1811-00
Factory code	181100
Box and pack	 ***
UoM (pc)	 10









Rapid-O™ 90° Elbow

Refrigerants: R134A, R404A, R407A,
R500, R22, R410A, R32, R407C,
R290, R600A

Operating temperature: -40 to 120 C

Max pressure: 60 bar



Model	1/4"	3/8"	1/2"	5/8"
Europe code	1704-0000-05	1704-0000-06	1704-0000-07	0704-0000-08
Factory code	0512.00002.001	0512.00002.002	0512.00002.003	0512.00002.004
Thread	1/4"	3/8"	1/2"	5/8"
Box and pallet	 	 	 	 
UoM (pc)	60 5280	60 5280	40 3520	40 3520









Rapid-O™ Unit Socket

Refrigerants: R134A, R404A, R407A,
R500, R22, R410A, R32, R407C,
R290, R600A

Operating temperature: -40 to 120 C

Max pressure: 60 bar



Model	1/4"	3/8"	1/2"	5/8"
Europe code	1704-0000-09	1704-0000-10	1704-0000-11	1704-0000-12
Factory code	0512.00003.001	0512.00003.002	0512.00003.003	0512.00003.004
Thread	1/4"	3/8"	1/2"	5/8"
Box and pallet	 	 	 	 
UoM (pc)	60 5280	60 5280	40 3520	40 3520









Rapid-O™ Unit Socket

Refrigerants: R134A, R404A, R407A,
R500, R22, R410A, R32, R407C,
R290, R600A

Operating temperature: -40 to 120 C

Max pressure: 60 bar



Model	1/4"	3/8"	1/2"	5/8"
Europe code	1704-0000-01	1704-0000-02	1704-0000-03	1704-0000-04
Factory code	0512.00001.001	0512.00001.002	0512.00001.003	0512.00001.004
Thread	1/4"	3/8"	1/2"	5/8"
Box and pallet	 	 	 	 
UoM (pc)	60 5280	60 5280	40 3520	40 3520




Rapid-O™ Marking and Reamer Tool

Model	1/4" x 3/8"		1/2" x 3/8"	
Europe code	1704-0000-17		1704-0000-18	
Factory code	0512.00005.001		0512.00005.002	
Diameter	1/4" x 3/8"		1/2" x 3/8"	
Box and pallet				
UoM (pc)	60		60	
	5280		5280	



Rapid-O™ HVAC Release Tool

Model	1/4"		3/8"		1/2"		5/8"	
Europe code	1704-0000-13		1704-0000-14		1704-0000-15		1704-0000-16	
Factory code	0512.00004.001		0512.00004.002		0512.00004.003		0512.00004.004	
Thread	1/4"		3/8"		1/2"		5/8"	
Box and pallet								
UoM (pc)	60		60		40		40	
	5280		5280		3520		3520	



Reverse fittings

Model	1/4"		3/8"		1/2"		5/8"	
Europe code	1707-0900-01		1707-0900-02		1707-0900-03		1707-0900-04	
Factory code	A-850-01		A-850-02		A-850-03		A-850-04	
Thread	1/4"		3/8"		1/2"		5/8"	
Box and pallet								
UoM (pc)	10		10		10		10	
	***		***		***		***	

COMPLEMENTARY PRODUCTS



When it comes to HVAC systems, every detail matters. Beyond core components, it's the small yet critical accessories that ensure peak performance and lasting reliability. Our range of high-quality complementary products is designed to enhance functionality, improve efficiency, and extend the lifespan of your HVAC installations. Crafted with precision and quality, they are indispensable for achieving greater efficiency and prolonged operational excellence in HVAC systems.

**ARE YOU
INTERESTED?
SCAN ME**



Air deflectors

Advantages:







Quick and easy installation.

Screw (enclosed) hidden after installation (only for 5001 DF and 5002 DF).

Anti-condensation insulation slab enclosed (only for 5001 DF and 5002 DF).

Remove unpleasant air flow.



Model	Type A		Type B		Type C		Color	
Europe code	1710-1800-01		1710-1800-02		1710-1800-03			white
Factory code	5001 DF		5002 DF		5003 DF			
Dimensions	690x240x45 mm		800x300x60 mm		500x130x100 mm			
Use case	Split indoor unit		Split indoor unit		Ceiling cassette			
Box and Pallet								
UoM (pc)	6	264	6	180	4	280		

Easybend®

Air conditioning lineset bender

No more kinks or leaks when bending your linesets

The tool that you need to bend linesets when installing split systems
















Easiest way to bend dual tubes without damaging their insulation

Reusable after cleaning!

No need for springs or heavy equipment!







Only for linesets made from soft copper



Model	Kit 6404 SCP		Kit 6504 SCP		Kit 6214 SCP		Kit 6234 SCP		Kit EZB-XT		Color	
Europe code	1703-1900-01		1703-1900-05		1703-1900-03		1703-1900-04		1703-1900-02			
Factory code	6404 SCP-04		6504 SCP-04		6214 SCP-04		6234 SCP-04		0508.00011.000			
Measure	Ø 4 mm / 1/4"		Ø 4 mm / 1/4"		Ø 4 mm / 1/4"							red
Measure	Ø 6 mm / 3/8"		Ø 6 mm / 3/8"		Ø 6 mm / 3/8"							green
Measure	Ø 9 mm / 1/2"		Ø 9 mm / 1/2"				Ø 9 mm / 1/2"					yellow
Measure	Ø 12 mm / 5/8"		Ø 12 mm / 5/8"				Ø 12 mm / 5/8"					blue
Measure			Ø 16 mm / 3/4"						Ø 16 mm / 3/4"			white
Bender Length	4 m each		4 m each		4 m each		4 m each		4 m each			
Box and Pallet	 		 		 		 		 			
UoM (kit)	9 216		6 120		15 360		10 240		10 90			







Aluminium Roof inlet

Model	Type 80x80	Type 125x125	Type 125x250	Color	
Europe code	1701-1600-01	1701-1400-01	1701-1500-01		white
Factory code	UT 100	UT 200	UT 400		
Pipe dimension	80 x 80 mm	125 x 125 mm	125 x 250 mm		
Base dimension	260 x 260 mm	360 x 360 mm	360 x 490 mm		
Height	240 mm	465 mm	465 mm		
Box and Pallet	 	 	 		
UoM (pc)	130	130	124		

PVC Roof Inlet







The right solution for rooftop installation requiring linesets to run through the roof.



Model	Type 125x125	Type 125x250	Color		
Europe code	1701-2000-01	1701-2100-01		white	
Factory code	0508.00007.037	0508.00006.037			
Pipe dimension	125 x 125 mm	125 x 250 mm			
Base dimension	360 x 360 mm	360 x 490 mm			
Height	415 mm	420 mm			
Box and Pallet	 	 			
UoM (pc)	130	132			



Premium duct cutter

Model	
Europe code	1703-1700-01
Factory code	2100 VD
Supported dimensions	<div>  25x25 mm 35x30 mm </div> <div>  60x45 mm 65x50 mm </div> <div>  70x55 mm 80x60 mm </div> <div>  90x65 mm </div>
Box and Pallet	<div>  </div> <div>  </div>
UoM (pc)	<div>1</div> <div>***</div>



Cutter blades for premium duct cutter

Model	F4000
Europe code	1703-1700-03
Factory code	2101 BD
Compatible with	1703-1700-01
Box	<div>  </div> <div>  </div>
UoM (set)	<div>6</div> <div>***</div>

Duct cutter



Model	
Europe code	1703-1700-02
Factory code	A-100-030
Supported dimensions	<div> 25x25 mm 35x30 mm </div> <div> 60x45 mm 65x50 mm </div> <div> 70x55 mm 80x60 mm </div> <div> 90x65 mm </div>
Box and Pallet	<div> </div> <div> </div>
UoM (pc)	<div>1</div> <div>***</div>

Wall Sleeve

Protects the insulation of the lineset tubes from damage when passing through the wall

The collar covers indoor drill imperfections

Cut to adjust to wall thickness, between 100 mm and 350 mm

The hole should be made with a diameter of 64 mm











Model	Ø 64 mm	Color	
Europe code	1703-0700-01		white
Factory code	0508.00005.028		
Length	Min. 100 mm Max. 350 mm		
Diameter	Ext. Ø100 mm Int. Ø 64 mm		
Box and Pallet	<div> </div> <div> </div>		
UoM (pc)	<div>1</div> <div>30</div>		

Isolator Switches

Our insulated 3 and 4 pole rotary enclosed isolators are CE marked and suitable for disconnecting the power supply to outdoor air source heat pump units. They are waterproof to IP65 and easy to install. They have a lockable off position and interlocking cover which can be removed only in the off position. Earth and neutral terminals included and M20/25 knockouts up to 63A. Supplied with 2x glands







Model	4P-20A-S	4P-32A-S	4P-40A	4P-63A
Europe code	1706-0000-01	1706-0000-02	1706-0000-03	1706-0000-04
Factory code	0516.00002.003	0516.00002.004	0516.00002.005	0516.00002.006
Poles/Ampère	4P-20A	4P-32A	4P-40A	4P-63A
Dimensions (mm)	125 x 100	125 x 100	175 x 114	175 x 114
Box and Pallet	 	 	 	 
UoM (pc)	1 480	1 480	1 160	1 160

Flexible connection hoses

- Stainless steel braided hose
- Pre-insulated with 19mm thick PVC coating
- 1" and 1-1/4" male or female BSP thread fitting available
- 28mm / 32mm compression fitting
- Additional 80mm of insulation to cover the connectors




Model	FH-500-28-F	FH-750-28-F	FH-750-28-1-1/4F	FH-300-28-F-ELBOW
Europe code	1719-2600-01	1719-2600-02	1719-2600-03	1719-2600-04
Factory code	0508.00003.000	0508.00003.001	0508.00003.002	0508.00003.003
Length hose	500 mm	750 mm	750 mm	300 mm w/o elbows
Connections	1" - 28mm Female	1" - 28mm Female	1 1/4" - 28mm Female	1" - 28mm Female
Box				
UoM (kit)	(2x lengths of hoses + insulation)	(2x lengths of hoses + insulation)	(2x lengths of hoses + insulation)	(2x lengths of hoses and 2 pre-slit elbows + insulation)

Through the wall kit

- Avoids heat loss and improves efficiency of the installed air source heat pump
- 19mm thick PVC coating
- Suitable for both 22mm and 28mm pipe work
- All-in one kit















Model	TW-KIT	Color
Europe code	1713-2600-01	black
Factory code	0508.00004.001	
Length	300 mm w/o elbows	
Box		
UoM (kit)	1 kit (2x lengths of 300mm + 2x pre-slit elbows)	

SPIN Tools®

These flaring and swaging tools are designed for most tubing diameters, and they allow you to connect tubes without the need for extra fittings (swage), and preserves the copper malleability (flare) thus preventing cracks and leaks.











Model	F4000	F5000	F6000	S4000	S6000	
Europe code	1703-0500-02	1703-0500-01	1703-0500-03	1703-0500-04	1703-0500-05	
Factory code	0516.00003.001	0516.00003.005	0516.00003.002	0516.00003.003	0516.00003.004	
Copper sizes	1/4", 3/8", 1/2" 5/8"	1/4", 3/8", 1/2" 5/8", 3/4"	1/4", 3/8", 1/2" 5/8", 3/4", 7/8"	1/4", 3/8", 1/2" 5/8"	1/4", 3/8", 1/2" 5/8", 3/4", 7/8"	
Application	Flaring	Flaring	Flaring	Swaging	Swaging	
Box	 	 	 	 	 	 
UoM (set)	12700	11350	11350	12700	11350	

Protective cloth

Cover that protects the outdoor unit of the air conditioner from atmospheric agents when the unit is not in use





Model	760x560x270 mm		800x600x300 mm		860x700x400 mm		950x850x400 mm	
Europe code	1702-2200-01		1702-2200-02		1702-2200-03		1702-2200-04	
Factory code	9899-080		9899-081		9899-082		9899-083	
Measures	L760xP560xH270 mm		L800xP600xH300 mm		L860xP700xH400 mm		L950xP850xH400 mm	
Box and Pallet								
UoM (pc)	10	600	10	1120	10	600	10	600

Anti condensation tape

Self-adhesive anti condensation tape made of elastomeric foam. Black or white color and 3mm thickness. Class of reaction to fire: B-s3, d0 (EN 13521)





Model	15 m tape	Color	
Europe code	1708-1000-03		black expanded rubber
Factory code	0015 NAN		
Width	50 mm		
Thickness	3 mm		
Tape length	15 m		
Box and Pallet			
UoM (pc)	12	432	

Alluminium tape

Aluminum tapes guarantee high heat and light resistance. Optimal for sealing and protection ensure an high aesthetic finish to insulation. Thickness μm 30.









Model	50 m tape		
Europe code	1708-0300-01		
Factory code	0050 NAL		
Width	50 mm		
Thickness	3 μm		
Tape length	50 m		
Box and Pallet			
UoM (pc)	24	864	

Adhesive insulating tape

Anti-condensate adhesive insulating tape with Class 1 fire rating.



Model	Cream white		White		Black		Color	
Europe code	1708-1200-01							cream white
Factory code	B9794-011							
Europe code			1708-1000-01					white
Factory code			B9794-012					
Europe code					1708-1300-01			black
Factory code					B9794-013			
Width	50 mm		50 mm		50 mm			
Thickness	3 mm		3 mm		3 mm			
Tape length	10 m		10 m		10 m			
Box and Pallet								
UoM (pc)	24	384	24	384	24	384		




FIRST

BUILDING OUR FOUNDATION FOR EXCELLENCE

At DiversiTech, success is more than just reaching a goal – it's the way we work. It's our values, our people, and our commitment to doing things the right way.

That's why we created **FIRST**: to bring together the core principles that guide everything we do and ensure we deliver value you can count on.



FOCUS

INTEGRITY

RESULTS

SAFETY

TEAMWORK

We believe in precision and getting things right the first time. By staying focused, we ensure smooth processes, reliable results, and services that consistently meet your expectations.

We do what's right, every time. Our commitment to honesty and transparency means you can trust DiversiTech to always act in your best interest.

Your goals are our priority. We're driven to deliver impactful outcomes that meet your needs and exceed expectations, ensuring you always get results you can see and value.

We protect what matters most to you, from people to processes to data. Our focus on safety ensures peace of mind at every stage of our collaboration.

Collaboration is at the heart of everything we do. By combining our expertise with your vision, we create smarter, tailored solutions that work for you.

Hereinafter the terms “we”, “our”, “ourselves”, “us” refer to DiversiTech® Corporation and Affiliates or sister companies.

The products mentioned in this document are meant to be purchased, installed, periodically checked and maintained only by professionals specialised in Heating, in Ventilation, in Air-Conditioning or in Refrigeration (HVAC-R) that are supposed to have sufficient professional know-how to select the right product according to their intended use and their installation. Any product disposal is at the sole and entire responsibility and expense of the installer and should be done in respect with all regulations in application at the installation site. We advise our customers to check whether the products they choose are appropriate for their intended use as their application, use, execution, installation and maintenance are carried out of our control.

Those who in any way handle our products are sole responsible for determining (a) the suitability of the products for their intended use, (b) the appropriate manner of processing and maintaining the product to ensure safety and quality and (c) chemical, physical and health effects related to those activities, (d) to inform themselves in order to be able to decide if specific data are necessary prior to their installation in respect to climatic and environment conditions, norms and regulations in application at the locations of storage and installation, (e) to control if the supporting structure on which the product(s) will be installed is resistant enough for the intended use, (f) to use appropriate tools and fixing materials for the installation and for the maintenance. Customers, installers and third parties are sole responsible for damages or failures in performance resulting from misuse, abuse, neglect or improper handling, transporting or storage. Until installed our products must remain in their original packaging, sheltered from climatic conditions. Our warranty is exclusively limited to the supply of a product of constant quality according to our standards. If our product liability is confirmed, the limited warranty will only be such as, at our sole discretion, to make available equivalent or similar replacement goods in conformity to our standards of quality to replace the goods considered faulty.

Notwithstanding the care we take to conceive and to manufacture our products, a little difference in the color can be noticed between batches of different production runs. This is inherent to our production processes and technological limits of our equipment. When mentioned, dimensions are rounded off and are not meant for manufacturing purposes. Tolerances apply. Unless specifically mentioned in the document, all data, whenever a notion of safety factor or safety parameter to be taken into account may implied or requested, is expressed without. Technical datasheets are available on written request. We reserve us the right to modify all data contained in this document without prior notice. We recommend you contact us before quoting your customers. The information in this document has been carefully checked and is believed to be accurate. However no responsibility is assumed nor for translating nor typographical nor for proofreading errors neither omissions. Due to the evolution of standards, materials, equipment or other reasons, the characteristics indicated by text or representations or illustrations or drawings and depicted products in this document are not binding for us until our services have specifically confirmed them.

Unless otherwise specified, in all our communications, pricelists, quotations, order confirmations and other commercial documents, all our prices are always expressed without taxes. Purchasing from DiversiTech® Corporation or its Affiliates is submitted to its General Conditions of Sale.

All pictures and drawings in this literature are for illustration purposes only. Data may change without prior notice and are subject to tolerances. DiversiTech® Corporation, its Affiliates and its Distributors cannot be held liable for typographical errors, layout errors or technical misinformation contained herein. This catalogue cancels and replaces all former versions. It is the sole responsibility of the customers to request to obtain the most recent version in force of this catalogue.

SIMPLIFY YOUR WORK



DiversiTech Europe
Via Venanzio Buzzi, 16
20017 Rho MI
diversitech-europe.com